



INTERNAL QUALITY ASSURANCE CELL (IQAC)  
LOYOLA COLLEGE (AUTONOMOUS), CHENNAI - 34

---

A Report on the Alumni Feedback, 2018 – 2019

Loyola College has been insisting on sustaining quality in the realm of academic and administrative services. As a professional exercise, the IQAC initiates the conduct of feedback from various stakeholders. On the day of the alumni meet and other similar re-union meetings, the departments used the opportunity to solicit the feedback from the recently passed out alumni on important aspects which include:

- a) The usefulness of the courses in terms of employability or higher studies
- b) Updating of syllabus and relevance of course contents
- c) Quality of teachers with regard to subject knowledge, preparation and communication style  
and
- d) Mentoring, sports and infrastructural facilities, etc.

1418 students participated in the survey consisting of 15 questions.

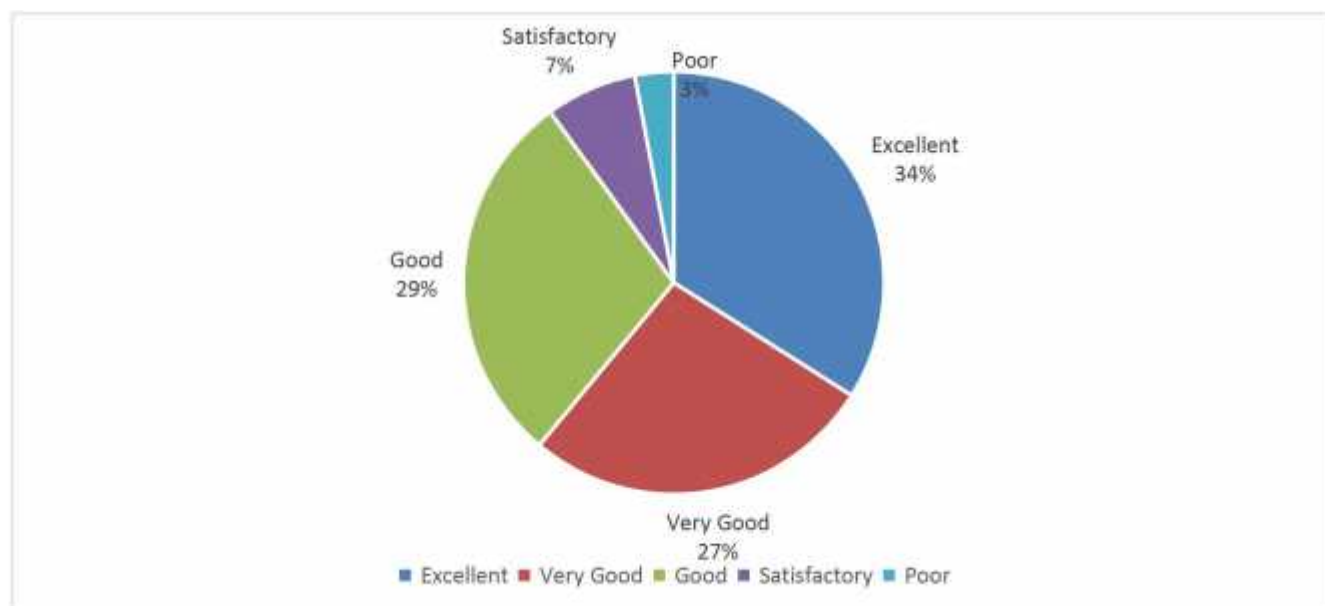


2018-2019

## Alumni Feedback Questionnaire

Table 1: The courses taught are useful for life

Options	Responses	Percentage
Excellent	503	33.96353815
Very Good	401	27.0762998
Good	429	28.96691425
Satisfactory	104	7.022282242
Poor	44	2.970965564
Total	1481	100





2018-2019

## Alumni Feedback Questionnaire

Table 2: The courses taught are useful for employment and entrepreneurship

Options	Responses	Percentage
Excellent	454	30.65496286
Very Good	527	35.58406482
Good	289	19.513842
Satisfactory	167	11.27616475
Poor	44	2.970965564
Total	1481	100



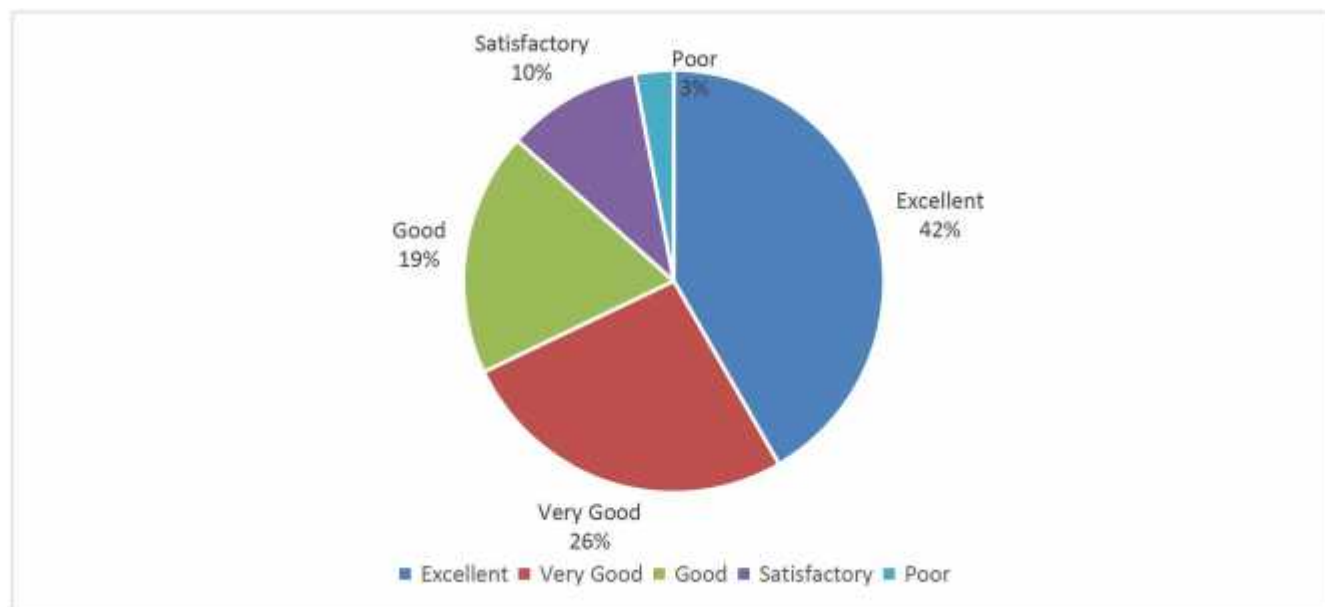


2018-2019

## Alumni Feedback Questionnaire

Table 3: The courses taught are useful for higher studies and career planning

Options	Responses	Percentage
Excellent	617	41.66103984
Very Good	389	26.26603646
Good	277	18.70357866
Satisfactory	154	10.39837947
Poor	44	2.970965564
Total	1481	100



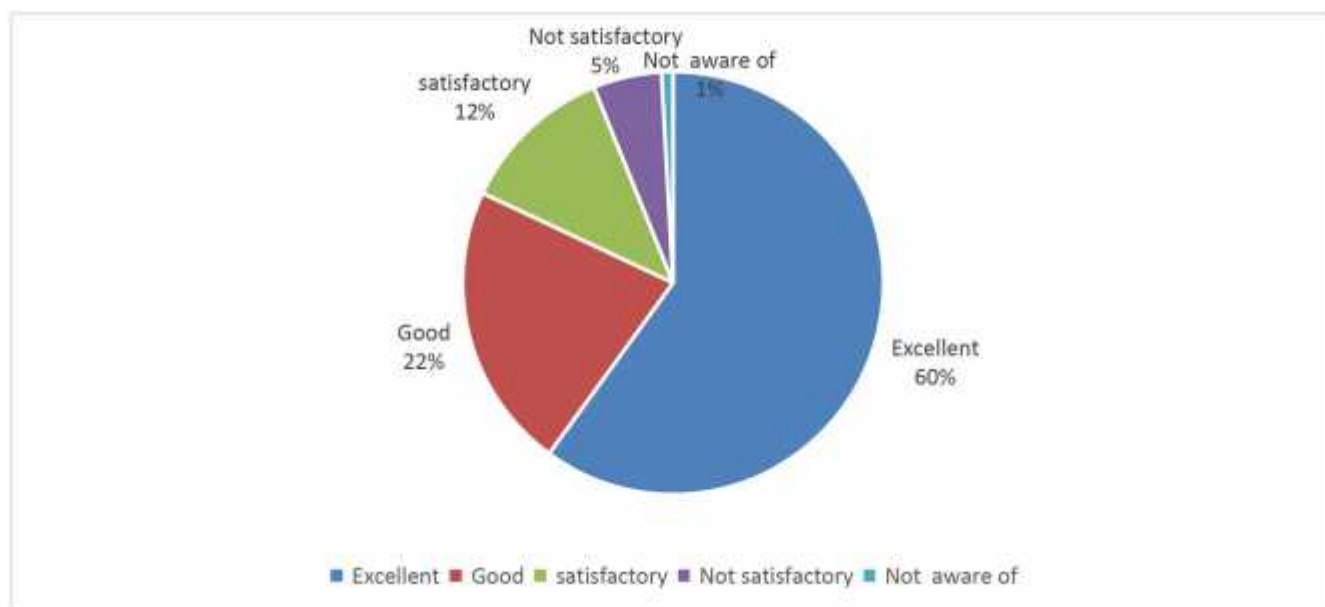


2018-2019

## Alumni Feedback Questionnaire

Table 4: Syllabus updated regularly

Options	Responses	Percentage
Excellent	889	60.02700878
Good	325	21.94463201
satisfactory	176	11.88386226
Not satisfactory	78	5.266711681
Not aware of	13	0.87778528
Total	1481	100



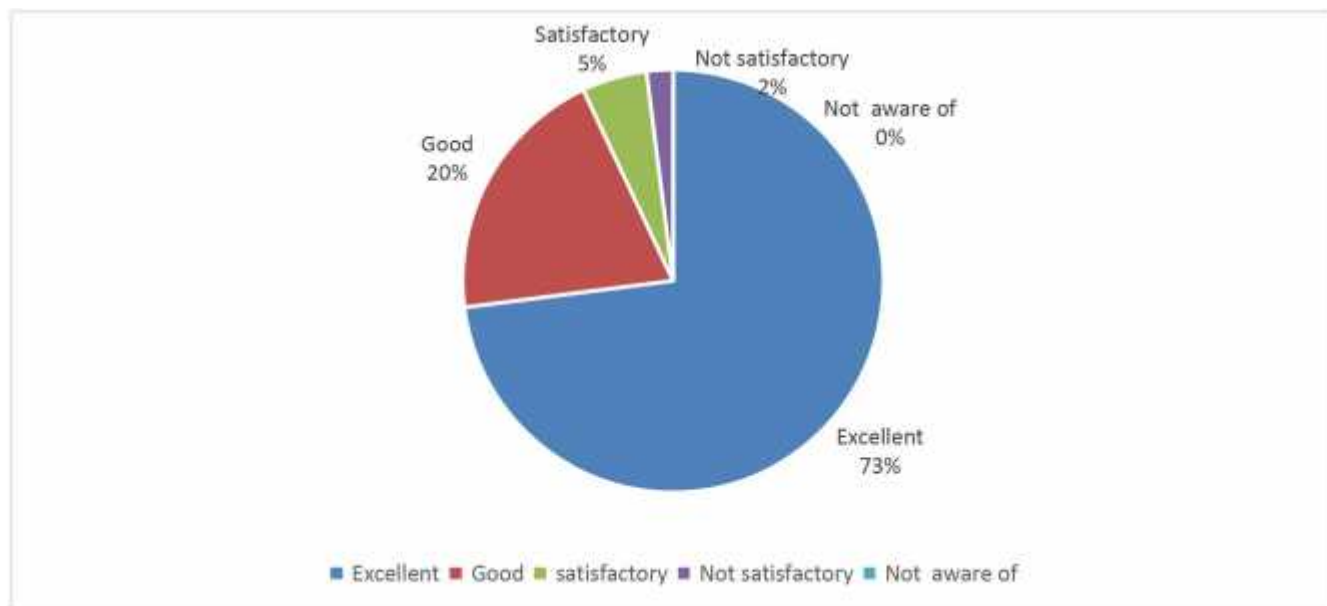


2018-2019

## Alumni Feedback Questionnaire

Table 5 : Courses in the programme are appropriate and relevant

Options	Responses	Percentage
Excellent	1081	72.99122215
Good	296	19.98649561
satisfactory	74	4.996623903
Not satisfactory	30	2.025658339
Not aware of	0	0
Total	1481	100



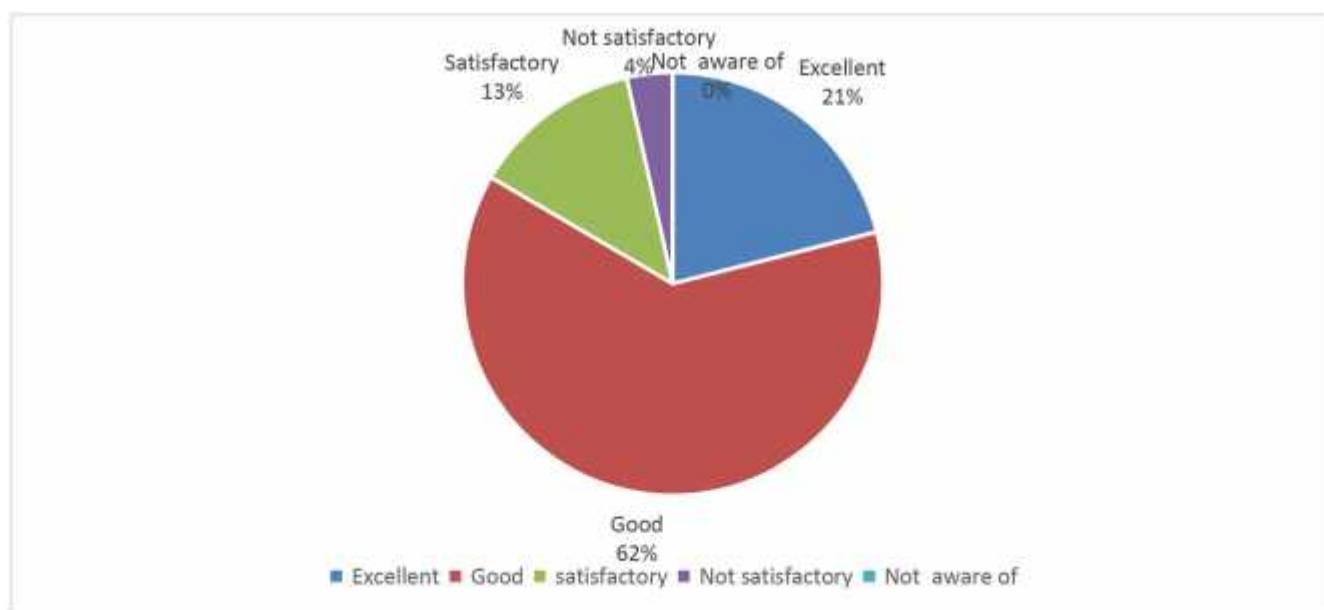


2018-2019

## Alumni Feedback Questionnaire

Table 6 : Teachers subject knowledge / expertise

Options	Responses	Percentage
Excellent	312	21.06684673
Good	923	62.3227549
Satisfactory	194	13.09925726
Not satisfactory	52	3.511141121
Not aware of	0	0
Total	1481	100



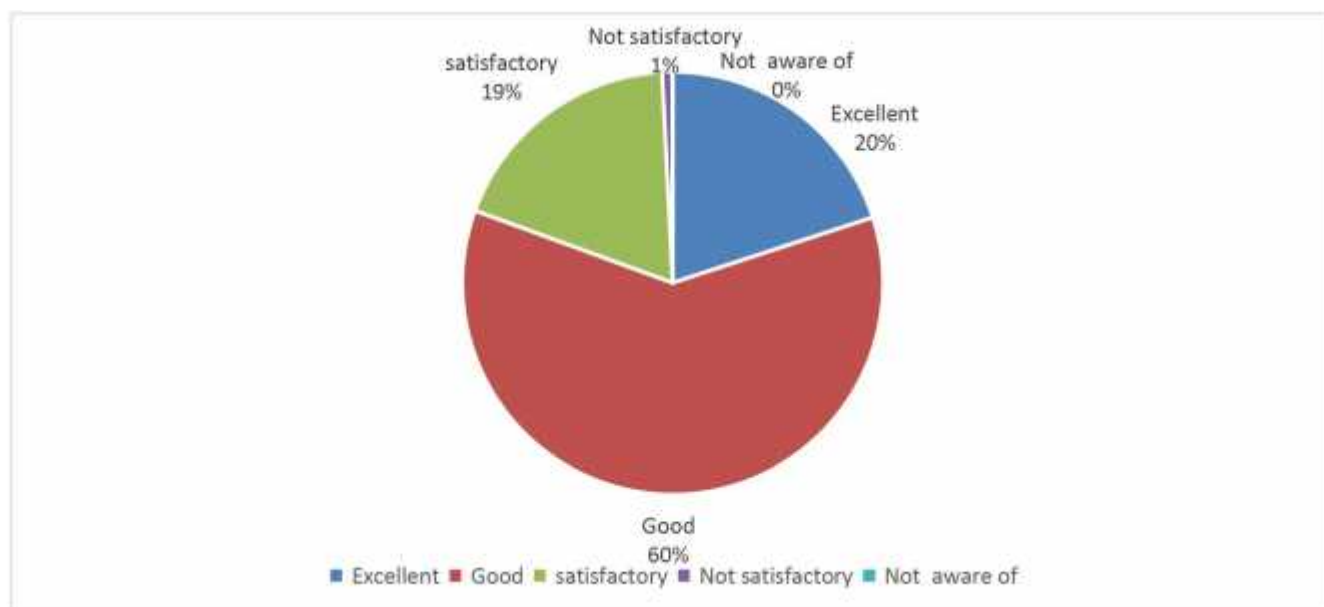


2018-2019

## Alumni Feedback Questionnaire

Table 7 : Teaching / Communication style

Options	Responses	Percentage
Excellent	296	19.98649561
Good	897	60.56718433
Satisfactory	276	18.63605672
Not satisfactory	12	0.810263336
Not aware of	0	0
Total	1481	100





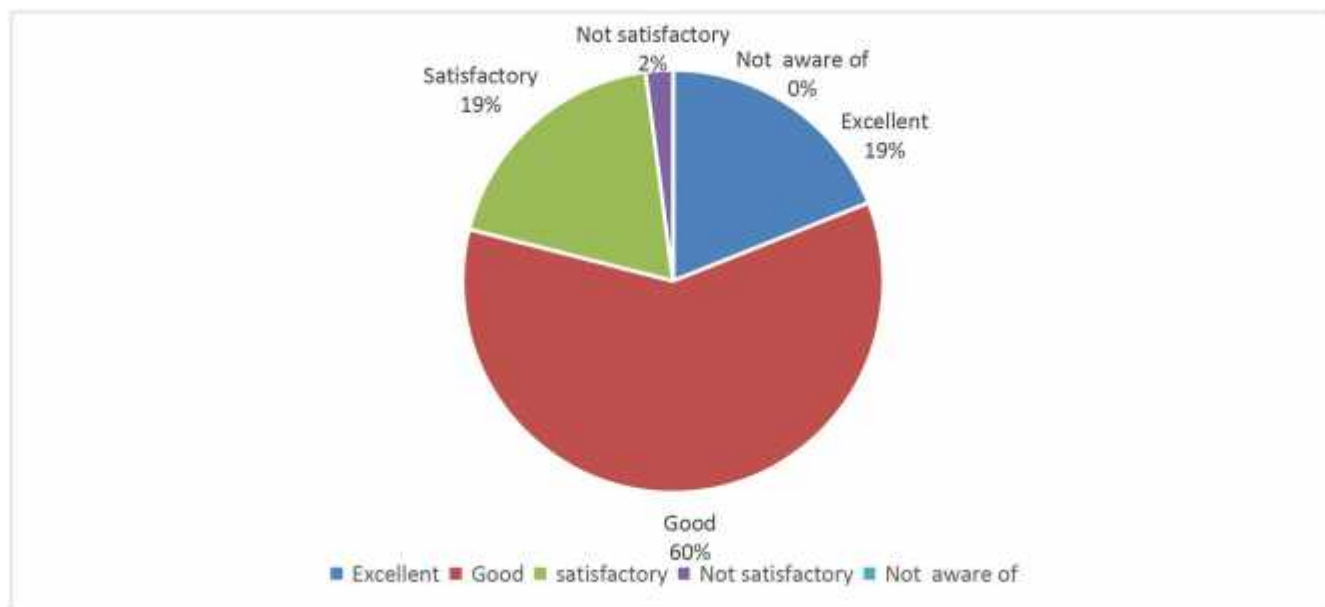


2018-2019

## Alumni Feedback Questionnaire

Table 8 : Help for slow learners

Options	Responses	Percentage
Excellent	281	18.97366644
Good	888	59.95948683
Satisfactory	281	18.97366644
Not satisfactory	31	2.093180284
Not aware of	0	0
Total	1481	100



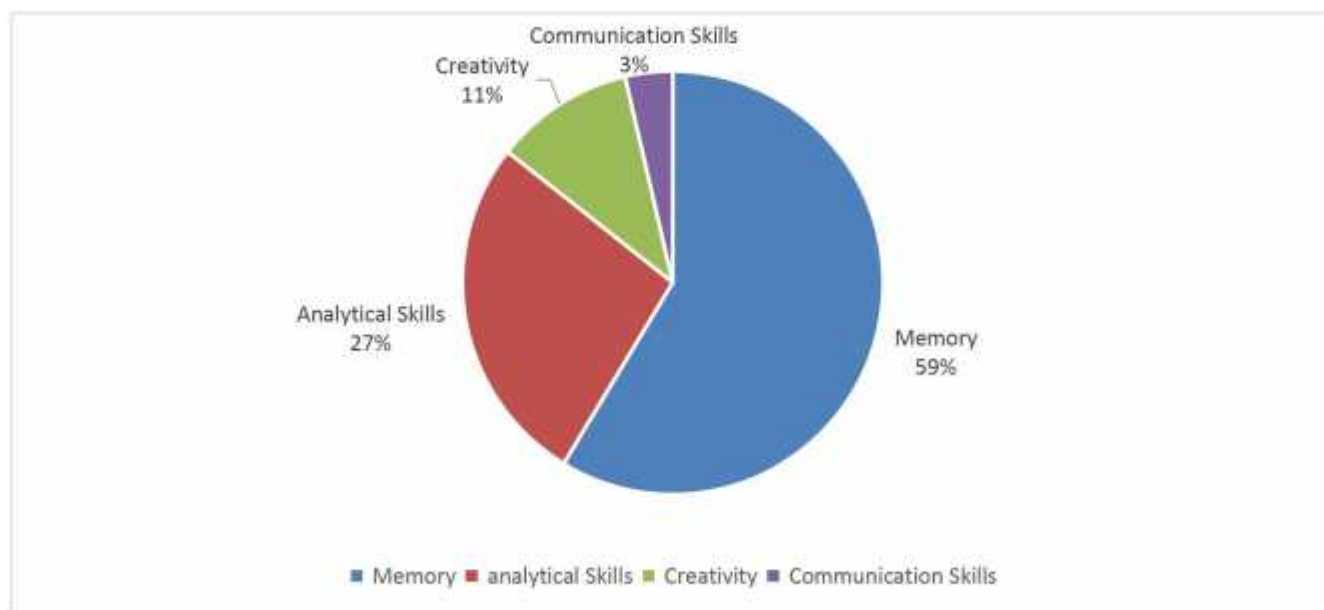


2018-2019

## Alumni Feedback Questionnaire

Table 9 : The evaluation primarily test

Options	Responses	Percentage
Memory	869	58.67656989
Analytical Skills	399	26.94125591
Creativity	159	10.7359892
Communication Skills	54	3.64618501
Total	1481	100



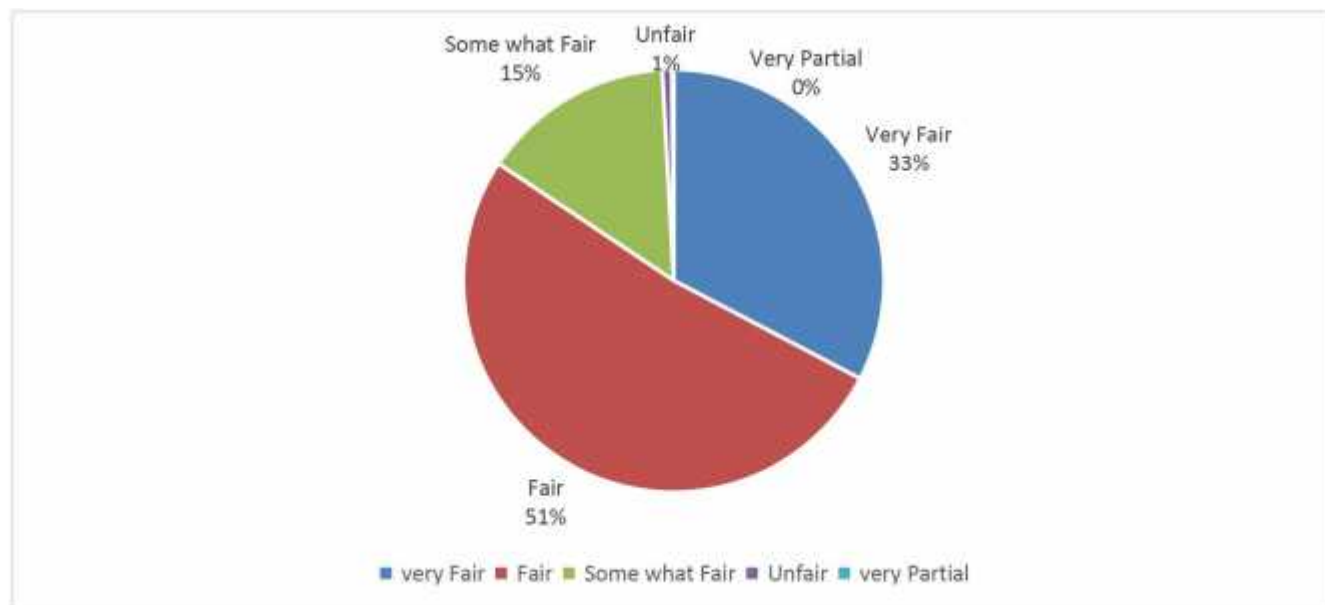


2018-2019

## Alumni Feedback Questionnaire

Table 10 : The evaluation is in general

Options	Responses	Percentage
Very Fair	484	32.6806212
Fair	765	51.65428764
Some what Fair	219	14.78730587
Unfair	11	0.742741391
Very Partial	2	0.135043889
Total	1481	100



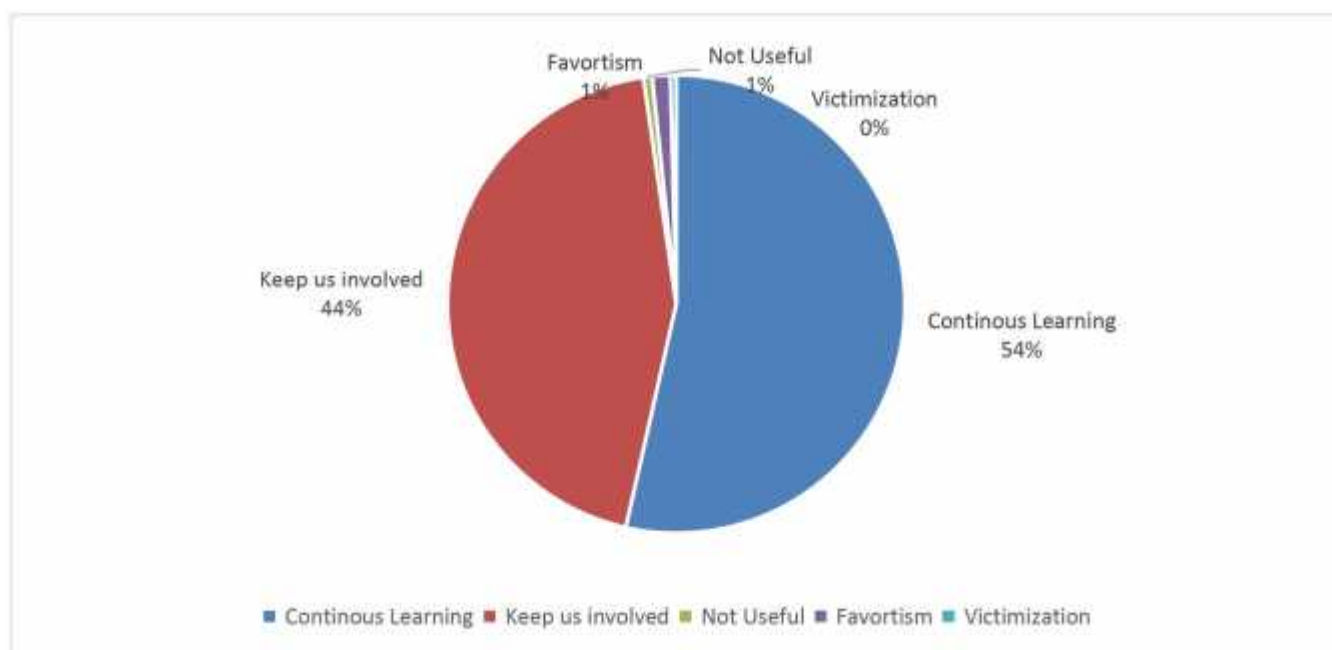


2018-2019

## Alumni Feedback Questionnaire

Table 11: Continuous Internal Assessment is an instrument of

Options	Responses	Percentage
Continuous Learning	793	53.54490209
Keep us involved	654	44.15935179
Not Useful	9	0.607697502
Favouritism	19	1.282916948
Victimization	6	0.405131668
Total	1481	100



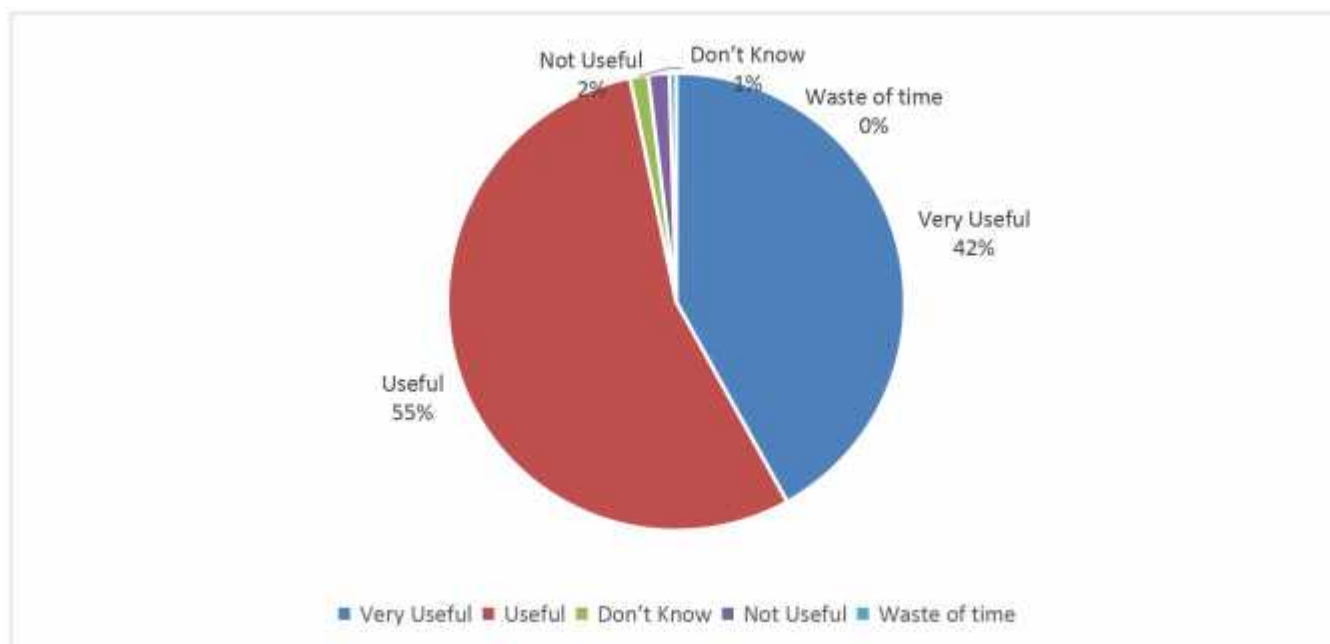


2018-2019

## Alumni Feedback Questionnaire

Table 12: Mentoring System in the college

Options	Responses	Percentage
Very Useful	621	41.93112762
Useful	812	54.82781904
Don't Know	19	1.282916948
Not Useful	22	1.485482782
Waste of time	7	0.472653612
Total	1481	100



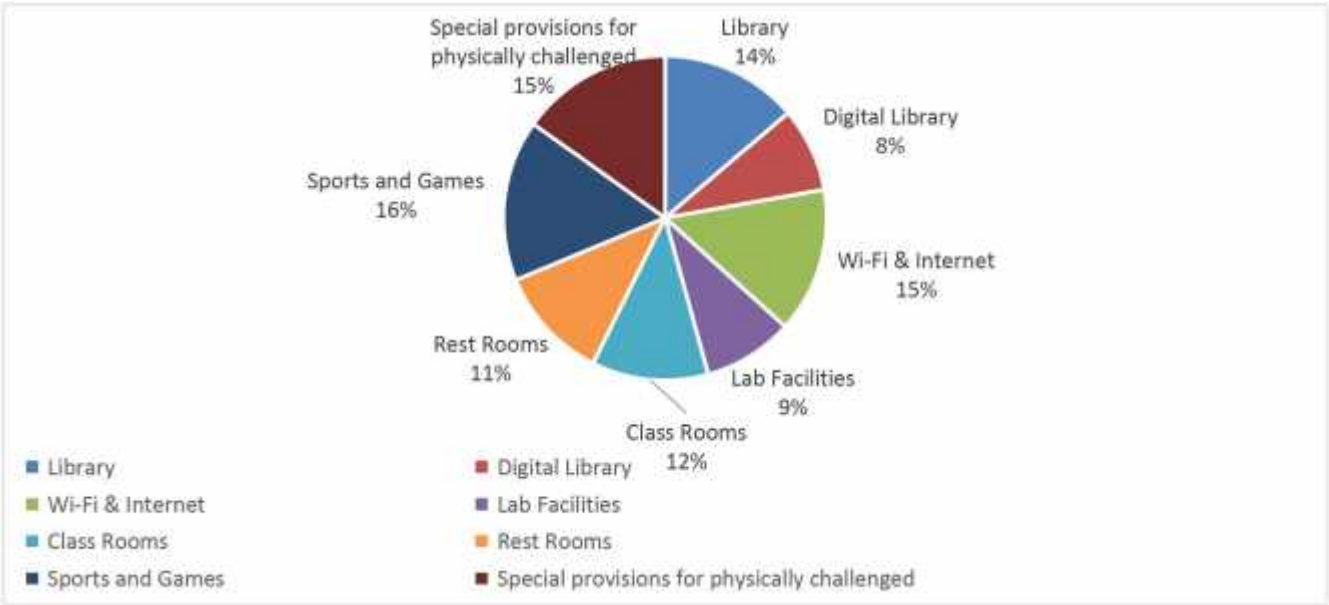


# 2018-2019

## Alumni Feedback Questionnaire

**Table 13: The college has facilities to help learning, teaching, evaluation and research**

Options	Excellent	Good	Average	Poor	V.Poor	Total
Library	871	502	93	11	4	1481
Digital Library	534	809	111	19	8	1481
Wi-Fi & Internet	914	541	26	0	0	1481
Lab Facilities	571	792	87	23	8	1481
Class Rooms	737	689	46	4	5	1481
Rest Rooms	721	708	49	2	1	1481
Sports and Games	1018	390	71	2	0	1481
Special provisions for physically challenged	958	419	104	0	0	1481
<b>Total</b>	<b>6324</b>	<b>4850</b>	<b>587</b>	<b>61</b>	<b>26</b>	<b>11848</b>

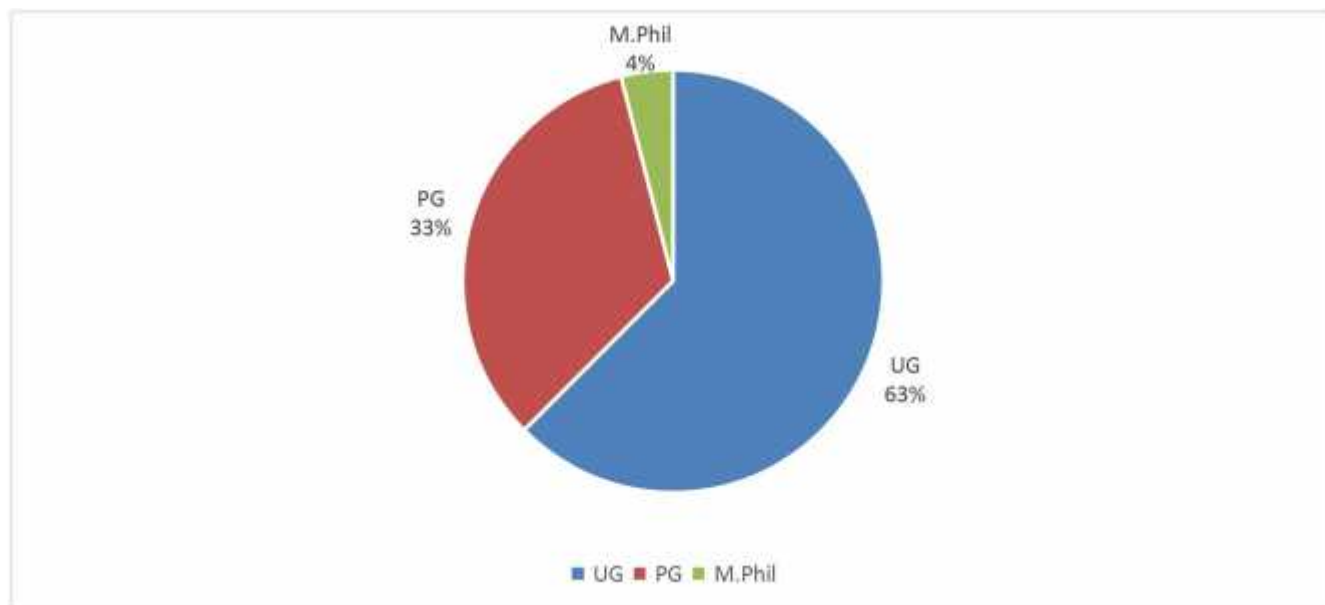




# 2018-2019 Alumni Feedback Questionnaire

Table 14: Distribution of Programme

Programme	Response	Percentage
UG	926	62.52532073
PG	496	33.49088454
M.Phil	59	3.983794733
Total	1481	100



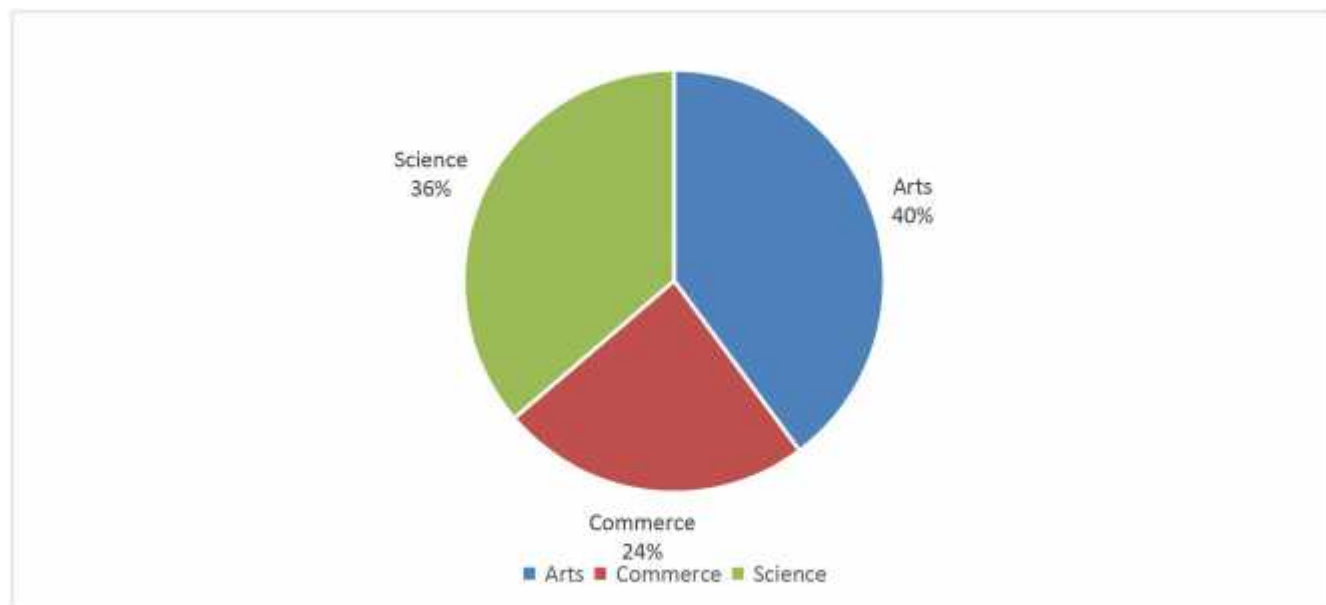


2018-2019

## Alumni Feedback Questionnaire

Table 15: Distribution of Stream

Stream	Responses	Percentage
Arts	590	39.83794733
Commerce	354	23.9027684
Science	537	36.25928427
Total	1481	100





## **RELEVANCE OF THE COURSES/EMPLOYABILITY SKILLS:**

The first question was on the usefulness of the courses for life provided at various departments in Loyola College, which, 96.8% of the respondents found it useful and marked it between 'good' to 'excellent' in the scale. 1373 out of 1418 students i.e. 96.8% added to the view that the courses are useful for employment and entrepreneurship. With regard to the syllabus updation, 93.7% of the respondents found it very good and satisfactory whereas 0.8% chose to differ. 97% of the alumni who participated in the survey expressed that the course contents were appropriate and relevant, only a diminutive of 2.02% responded under the categories of 'not satisfactory'/'not aware of'.

## **QUALITY OF TEACHING FACULTY**

When asked about teachers' subject knowledge/expertise, 96.3% of the respondents have confidently agreed with 'excellent', 'very good' and 'good' in the scale of measurement and only 3.5% expressed 'not satisfactory'. 99% i.e. 1447 out of 1481 alumni respondents confidently shared that their view that the teachers have good communication style and teaching methodology and none of them recorded their views under the categories: 'not satisfactory' and 'not aware of'. Also, 97.6% of the alumni respondents felt that the Continuous Internal Assessment is an instrument of continuous learning and engaging.

## **MENTORING, SPORTS AND INFRASTRUCTURAL FACILITIES**

97.9% of the alumni respondents expressed that the mentoring facilities at the college were very useful as they graded it between 'very useful' and 'useful'. 99.3% of the respondents emphasized that the other facilities to help learning, teaching, evaluation and research at college were useful.

## CONCLUSION

The consolidated feedback report is shared at the HODs/Coordinators/Officials Meeting and also with the departments for further appropriate actions. Also, in the Open Forum, the feedback is shared with the students as part of the Action Taken Report.



Dr A. Xavier Mahimairaj  
IQAC Coordinator  
Loyola College  
Chennai – 34



Prof. Francis Xavier D.  
Deputy IQAC Coordinator  
Loyola College  
Chennai – 34



Rev. Dr F. Andrew, S.J.  
Principal  
Loyola College  
Chennai – 34



**INTERNAL QUALITY ASSURANCE CELL (IQAC)  
LOYOLA COLLEGE (AUTONOMOUS), CHENNAI - 34**

---

**A Report on the Feedback of Loyola Training & Placement Centre, 2018 -19**

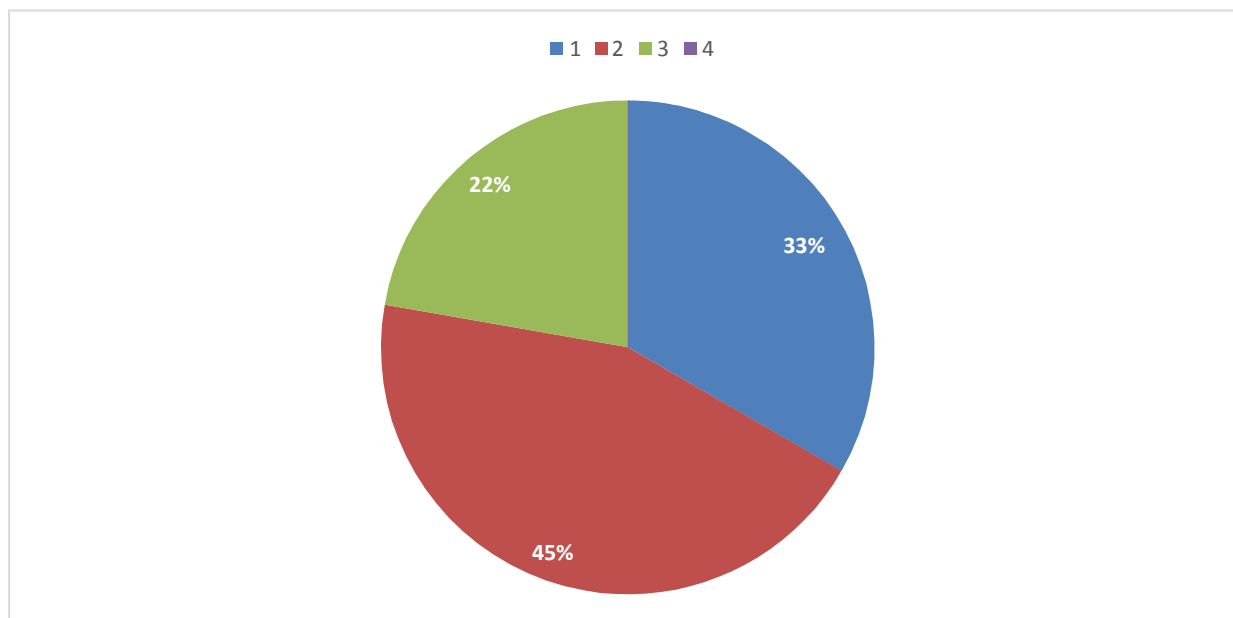
Emphasizing on quality and excellence, Loyola College performs quality control measures to uphold quality educational services by initiating the conduct of feedback from various stakeholders through IQAC. As part of this professional exercise, whenever the recruiters visit the college for campus interview/providing training sessions or the Job Fair, IQAC collects feedback at random from them and they express their views objectively on the employability skills of the students appearing for the Placement/Campus Interview. The Placement Cell also provides training on communication skills and conducts mock interviews and group discussion as part of preparing the students for placement and insists on employability skills development. The questionnaire includes important specific aspects like communication skills, technical skills, subject knowledge, and behavioural skills.

No. of Questions: 10

No. of Recruiters: 36

## 1 PRESENTATION SKILLS

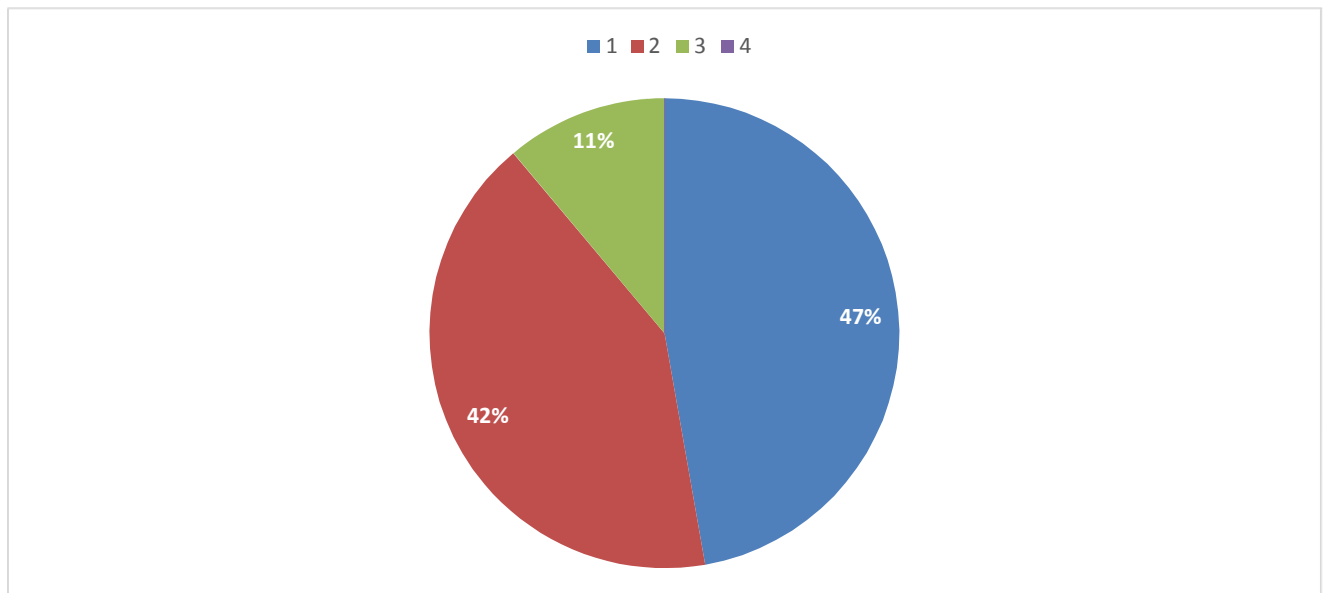
Table No: 1		
Options	No of responses	Percentage
Excellent	12	33
Good	16	45
Satisfactory	8	22
Below Expectations	0	0
Total	36	100



a) EXCELLENT	b) GOOD	c) SATISFACTORY	d) BELOW EXPECTATIONS
12	16	8	0

## 2 APTITUDE SKILL

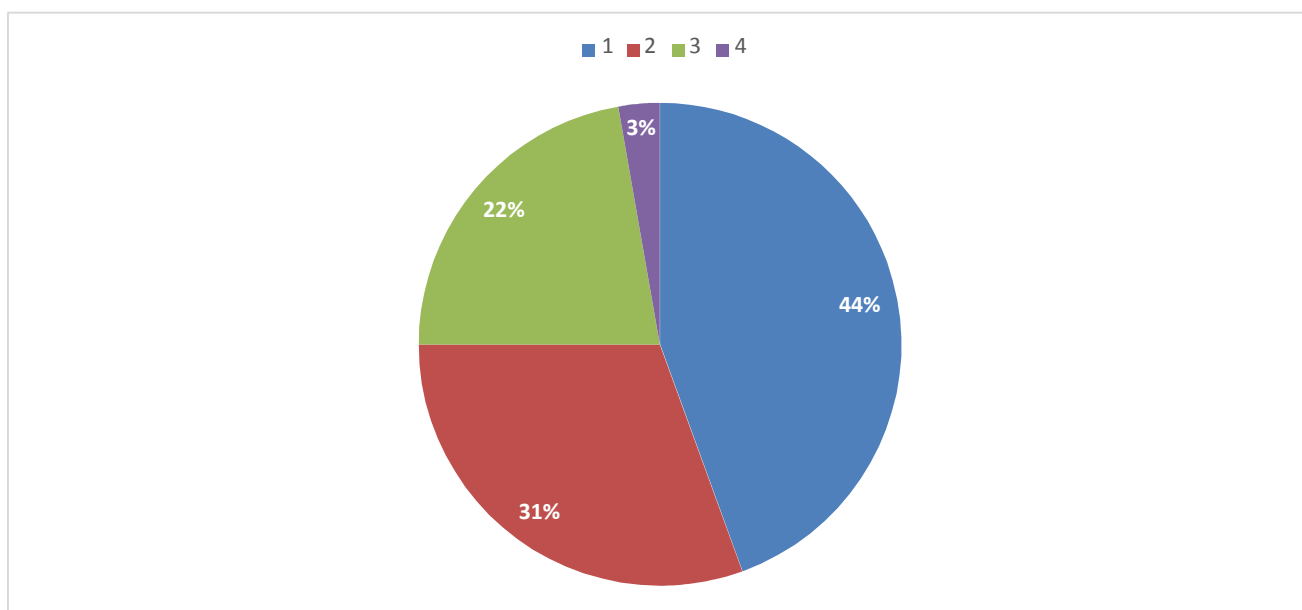
Table No: 2		
Options	No of responses	Percentage
Excellent	17	47
Good	15	41
Satisfactory	4	4
Below Expectations	0	0
Total	36	100



a) EXCELLENT	b) GOOD	c) SATISFACTORY	d) BELOW EXPECTATIONS
17	15	4	0

## 3 BEHAVIOURAL SKILL

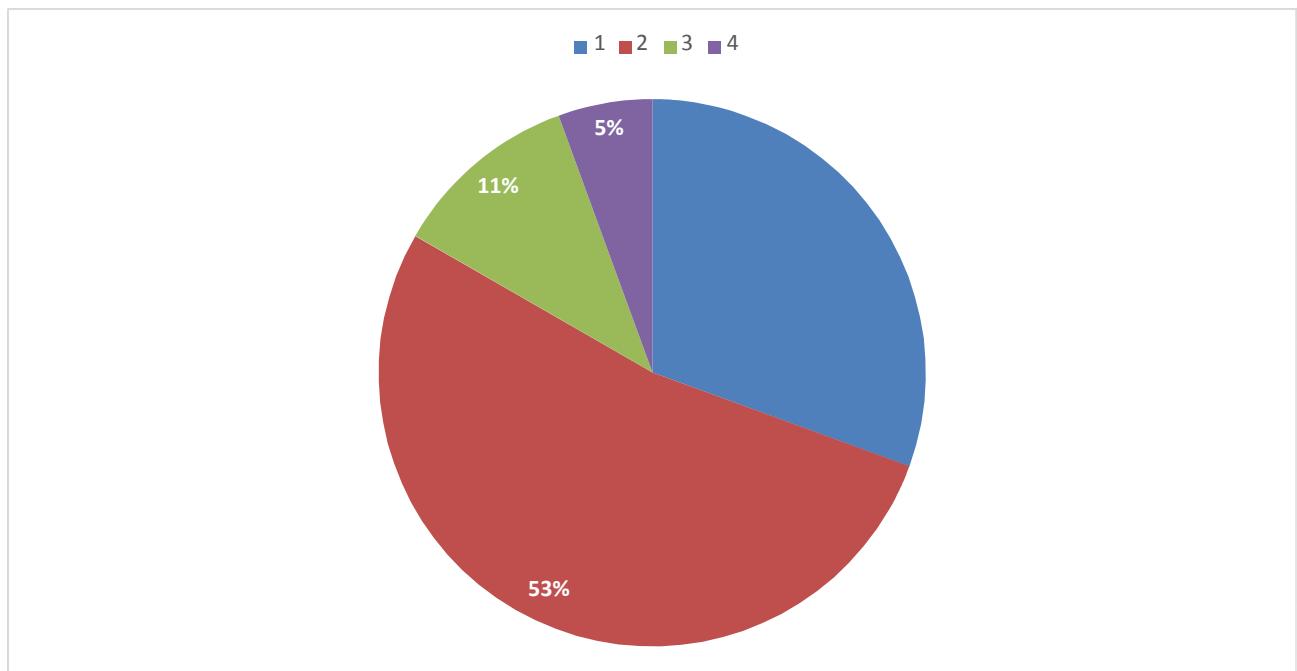
Table No: 3		
Options	No of responses	Percentage
Excellent	16	44
Good	11	31
Satisfactory	8	22
Below Expectations	1	3
Total	36	100



a) EXCELLENT	b) GOOD	c) SATISFACTORY	d) BELOW EXPECTATIONS
16	11	8	1

## 4 ATTITUDE

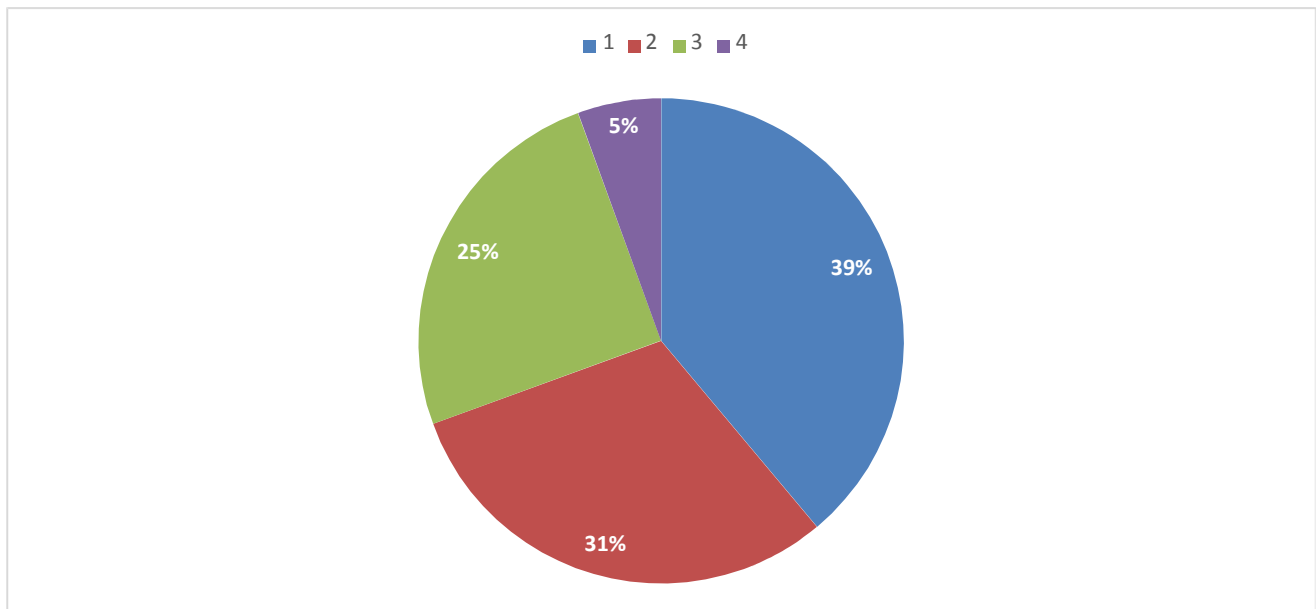
Table No: 4		
Options	No of responses	Percentage
Excellent	11	31
Good	19	53
Satisfactory	4	11
Below Expectations	2	5
Total	36	100



a) EXCELLENT	b) GOOD	c) SATISFACTORY	d) BELOW EXPECTATIONS
11	19	4	2

5 SUBJECT KNOWLEDGE

Table No: 5		
Options	No of responses	Percentage
Excellent	14	38.88888889
Good	11	30.55555556
Satisfactory	9	25
Below Expectations	2	5.55555556
Total	36	100

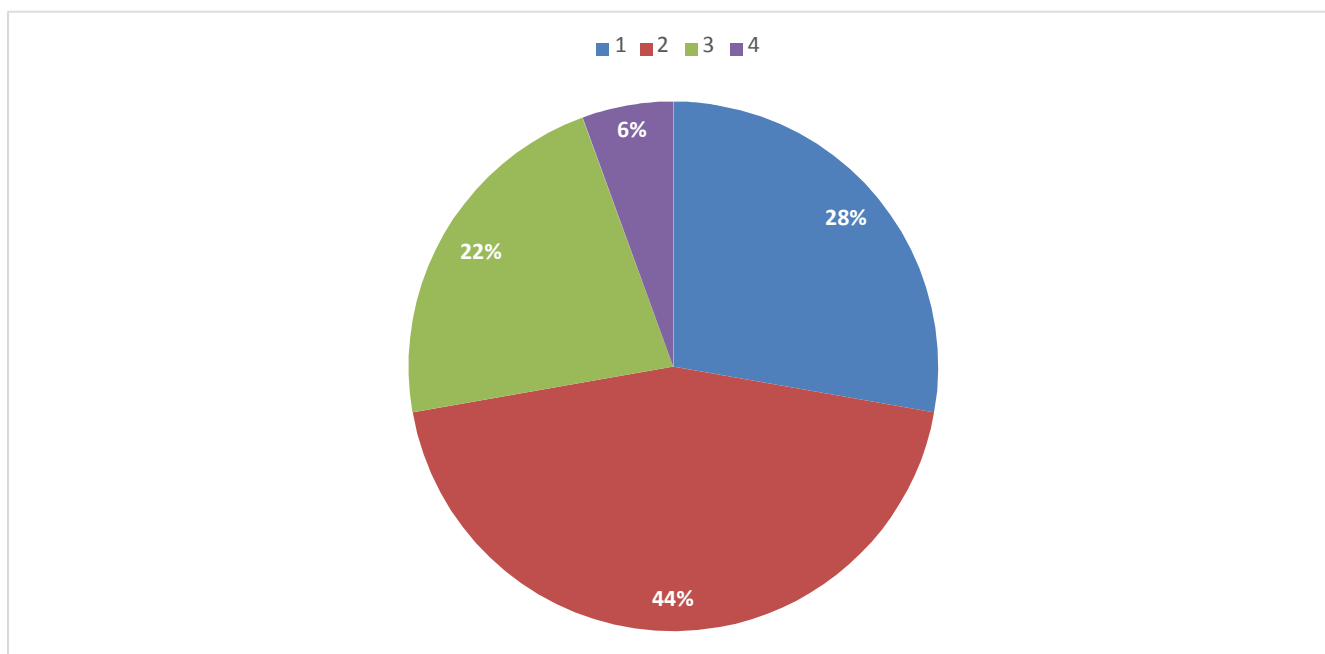


a) EXCELLENT	b) GOOD	c) SATISFACTORY	d) BELOW EXPECTATIONS
14	11	9	2



## 6 TECHNICAL SKILL

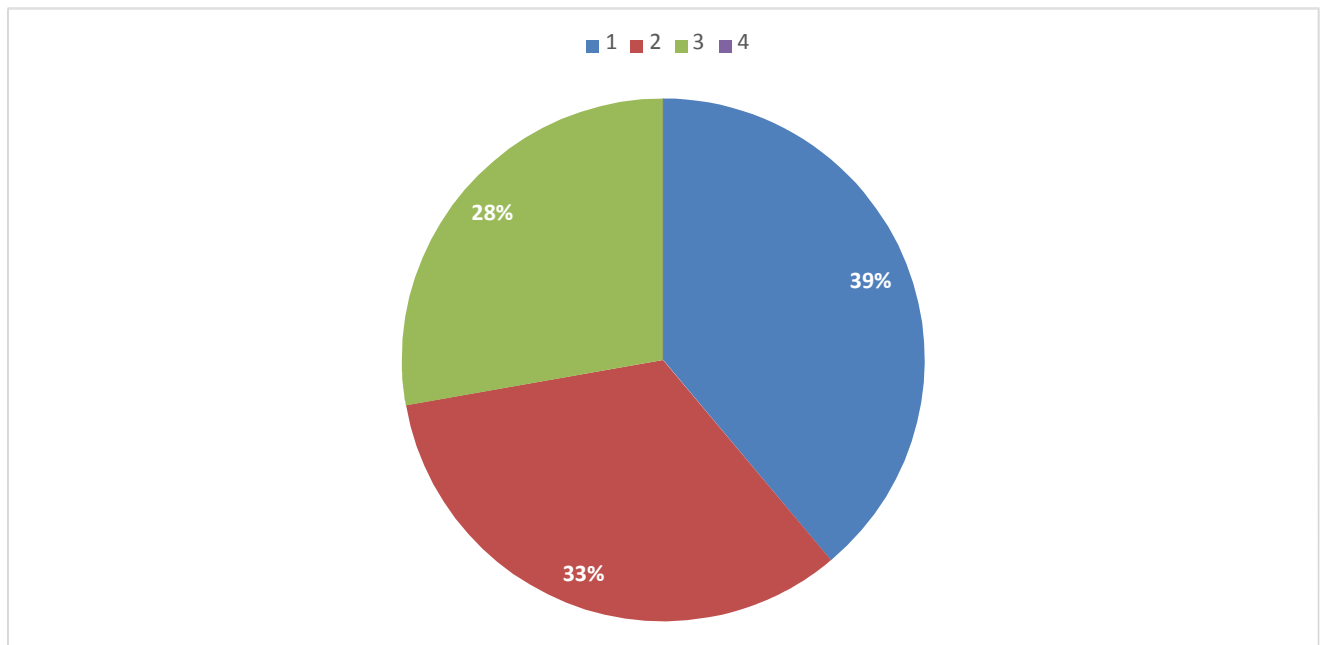
Table No: 6		
Options	No of responses	Percentage
Excellent	10	28
Good	16	44
Satisfactory	8	22
Below Expectations	2	6
Total	36	100



a) EXCELLENT	b) GOOD	c) SATISFACTORY	d) BELOW EXPECTATIONS
10	16	8	2

## 7 COMMUNICATION SKILLS

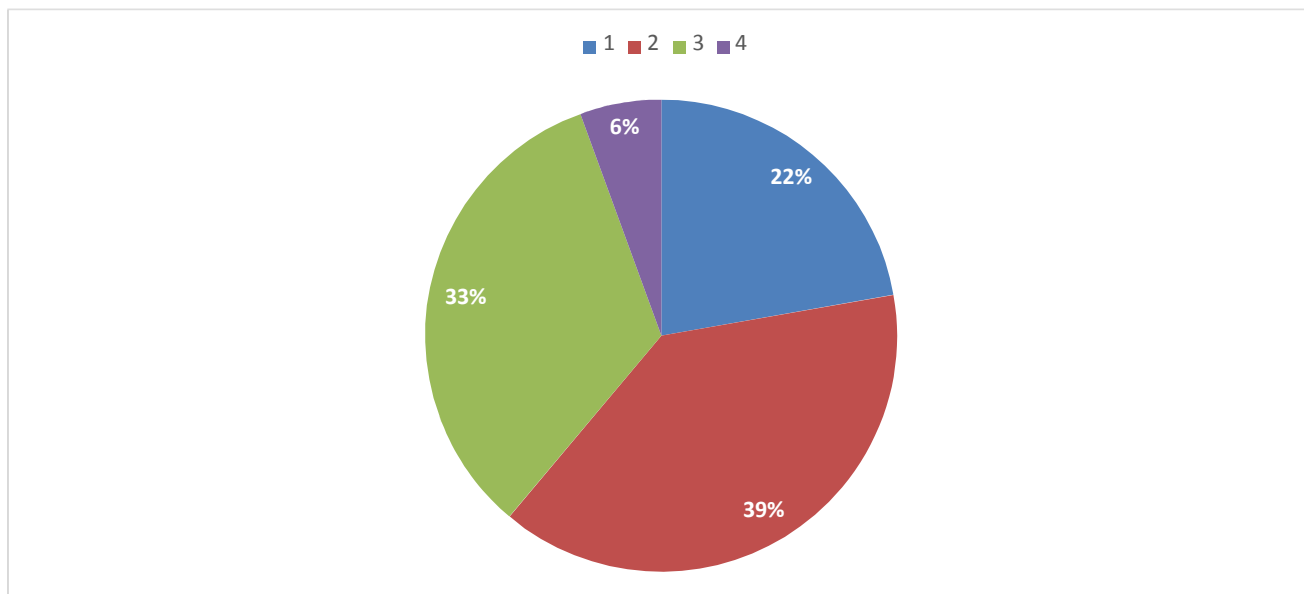
Table No: 7		
Options	No of responses	Percentage
Excellent	14	39
Good	12	33
Satisfactory	10	28
Below Expectations	0	0
Total	36	100



a) EXCELLENT	b) GOOD	c) SATISFACTORY	d) BELOW EXPECTATIONS
14	12	10	0

## 8 GROUP DISCUSSION PERFORMANCE

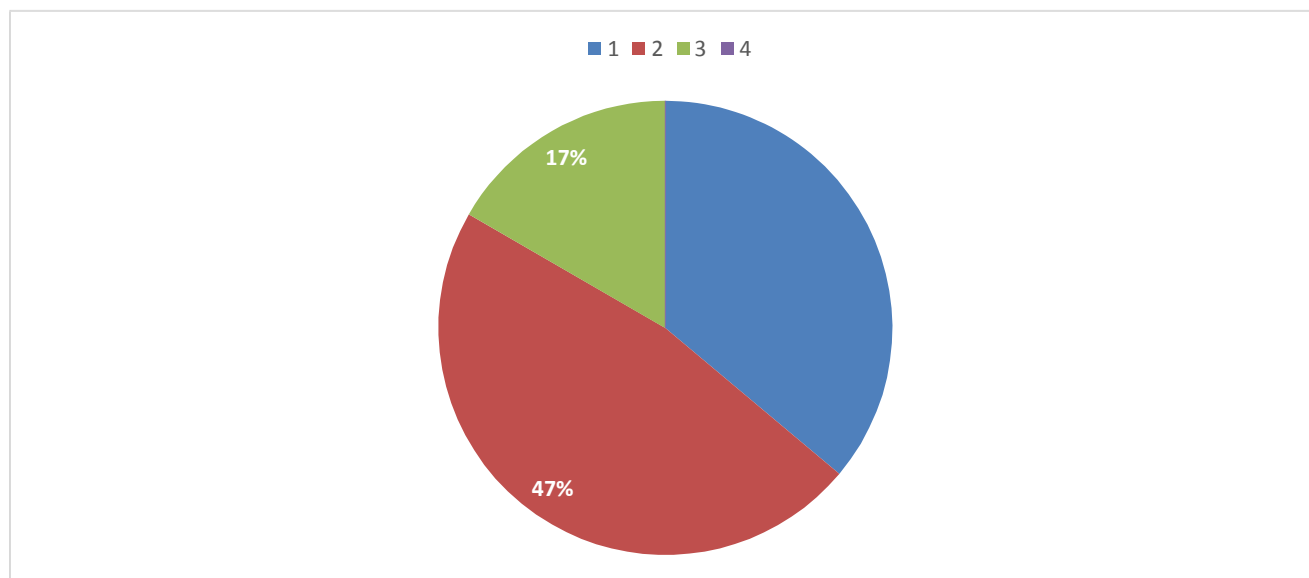
Table No: 8		
Options	No of responses	Percentage
Excellent	8	22
Good	14	39
Satisfactory	12	33
Below Expectations	2	6
Total	36	100



a) EXCELLENT	b) GOOD	c) SATISFACTORY	d) BELOW EXPECTATIONS
8	14	12	2

## 9 INTERVIEW PERFORMANCE

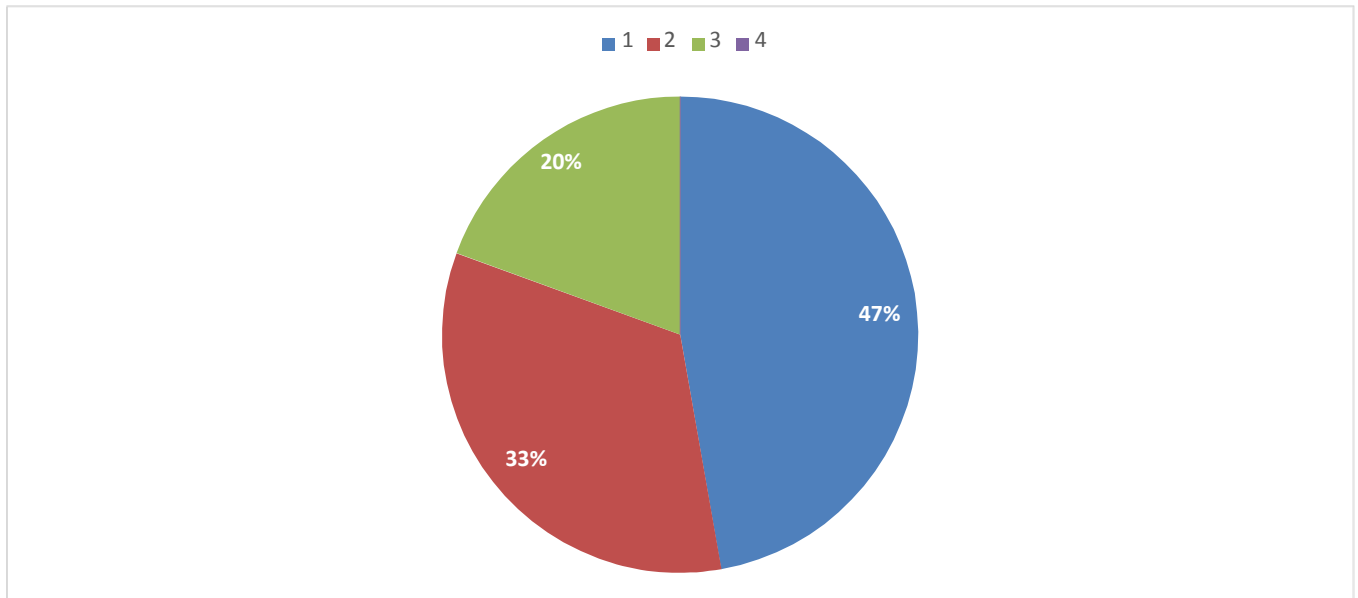
Table No: 9		
Options	No of responses	Percentage
Excellent	13	36
Good	17	47
Satisfactory	6	17
Below Expectations	0	0
Total	36	100



a) EXCELLENT	b) GOOD	c) SATISFACTORY	d) BELOW EXPECTATIONS
13	17	6	0

## 10 VARIOUS FACILITIES AND PROVISIONS FOR CAMPUS PLACEMENT

Table No: 10		
Options	No of responses	Percentage
Excellent	17	47
Good	12	33
Satisfactory	7	20
Below Expectations	0	0
Total	36	100



a) EXCELLENT	b) GOOD	c) SATISFACTORY	d) BELOW EXPECTATIONS
17	12	7	0

## **Communication & Presentation Skills**

The respondents noted that 72% of the students had excellent communication skills while the rest satisfied their expectations. When it came to the presentation of their ideas, 78% of the students were able to perform outstandingly while the remaining 22% of the students fit the expectancy of the recruiters. It is important to note that there was no response recorded in the 'Below Expectations' category in relation to communication and presentation skills.

## **Aptitude & Attitude**

The aptitude of the students was evaluated and it was found that 89% of them had a very good attitude. The rest managed to satisfy the expectation of the recruiters. No one failed in the bar set by the respondents. Concerning attitude, 95% of the students had the desired attitude but the remaining 5% of the students had to improve upon it.

## **Technical Skills & Subject Knowledge**

The survey revealed that 95% of the students were sound in their subject knowledge whereas the rest revealed a lack of understanding in their disciplines. Also, 94% of the students had apt technical skills but the remaining 6% of the students did not satisfy the expectations of the recruiters.

## **Interview & Group Discussion Performance and Behavioural Skills**

The performance of the students was impressive in interviews with 83% of them exceeding the expectations of the recruiters whereas the rest still satisfied them. 94% of the students showed the right application in a group discussion but the rest left the respondents disappointed. When it came to behaviour, it was found out that 97% of the students had the right skill while the remaining 3% of the students were found lacking in it.

### **Facilities of the Placement Cell**

Finally, 80% of the recruiters admired the facilities, opportunities and other provisions related to campus interview/placement at Loyola College, and the remaining 20% of them were content with it. No one was left disappointed,

### **Conclusion**

The consolidated feedback report is shared at the HODs/Coordinators/Officials Meeting and also with the departments for further appropriate actions and decision makings at various levels.



Dr A. Xavier Mahimairaj  
IQAC Coordinator  
Loyola College  
Chennai – 34



Prof. Francis Xavier D.  
Deputy IQAC Coordinator  
Loyola College  
Chennai – 34



Rev. Dr F. Andrew, S.J.  
Principal  
Loyola College  
Chennai – 34



**INTERNAL QUALITY ASSURANCE CELL (IQAC)  
LOYOLA COLLEGE (AUTONOMOUS), CHENNAI - 34**

---

**A Report on the Feedback of Parents, Shift I, 2018-2019**

Emphasizing on serving the society with quality educational services, Loyola College constantly does a quality check from its various stakeholders through IQAC. As part of the quality control mechanism, IQAC conducts feedback sessions with the parents whose insights help to augment quality services as well as make the right decisions wherever necessary. Every semester, a feedback session is conducted during the Parent-Teacher Meet. During the academic year, 2018-19, the Parent-Teacher Meet was conducted on 18<sup>th</sup> August 2018 and 09<sup>th</sup> February 2019. Also, when parents visit the departments they share their views informally.

The questionnaire included important aspects of quality of curricular/co-curricular programs and the teaching faculty as well as their availability to meet the parents at the departments, affordability of tuition fees, infrastructural facilities and their overall impression of the college.

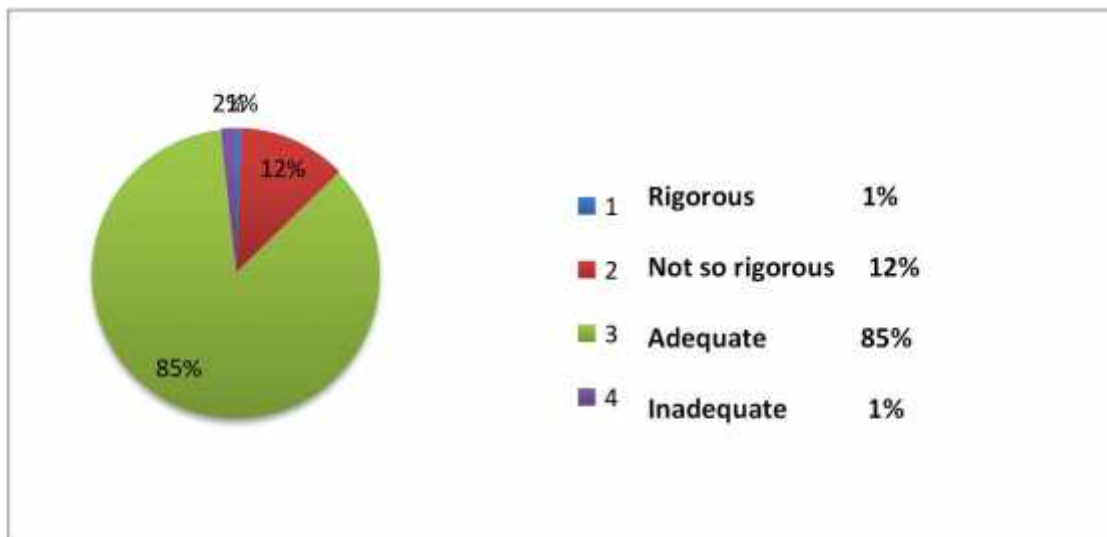
No. of questions: 12

No. of Parents Participated: 354



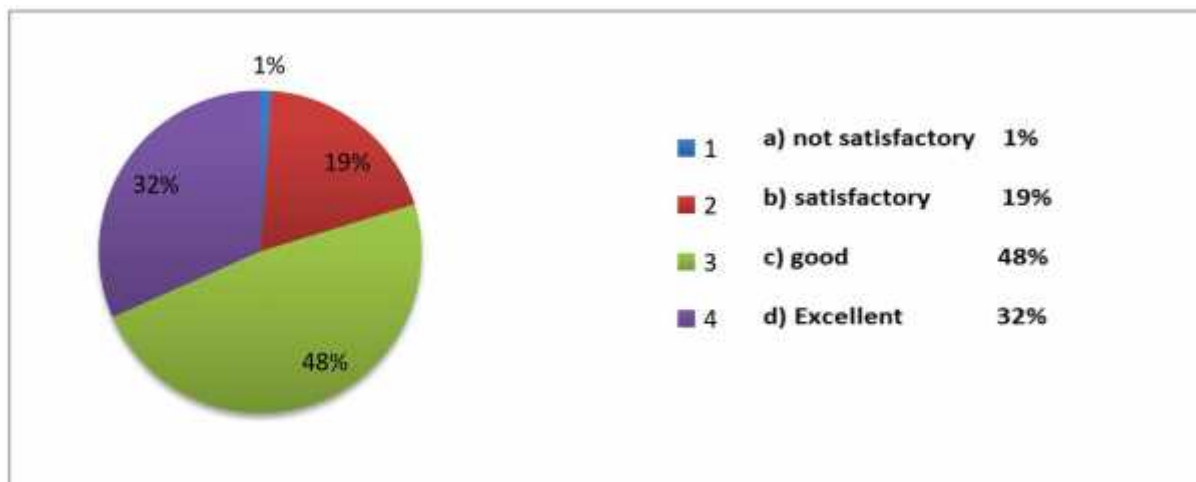


### 1) Academic Program in Loyola is



A) RIGOROUS	B) NOT SO RIGOROUS	C) ADEQUATE	D) INADEQUATE
16	43	288	7

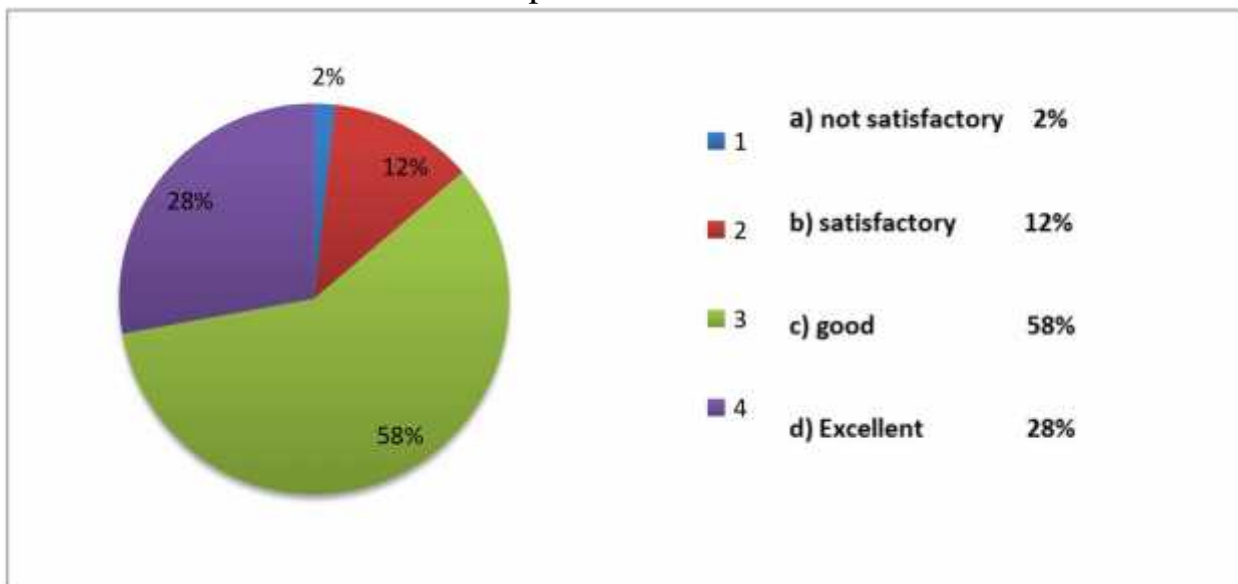
### 2) Quality of the teachers at Loyola is



A) NOT SATISFACTORY	B) SATISFACTORY	C) GOOD	D) EXCELLENT
4	69	173	114

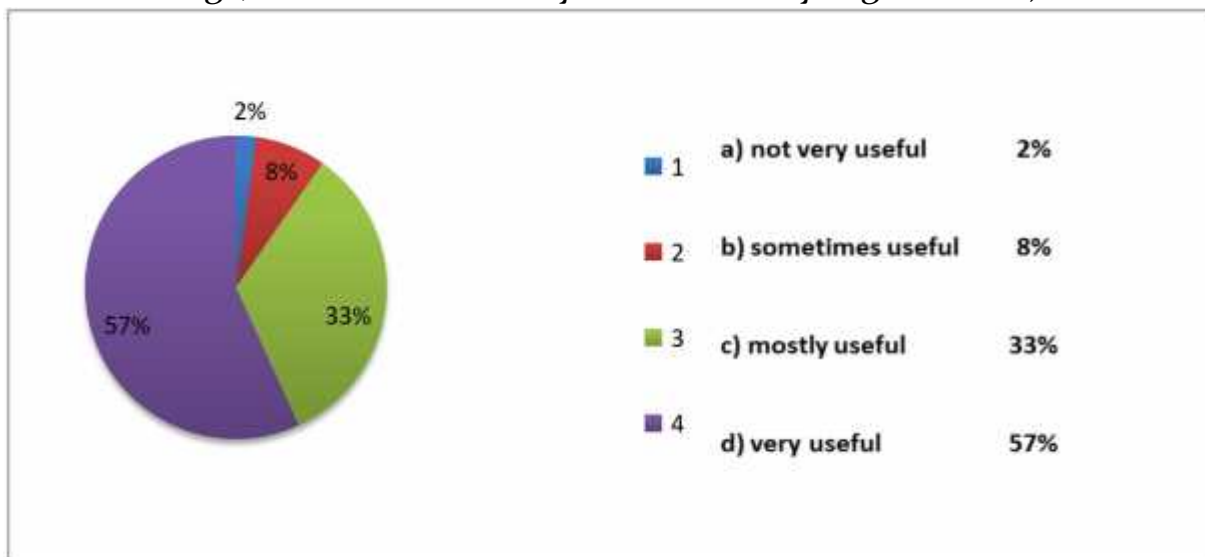


### 3) Accessibility of the teacher for parents in the department



A) NOT SATISFACTORY	B) SATISFACTORY	C) GOOD	D) EXCELLENT
6	42	203	97

### 4) Internship as part of the degree programme is (one month outside the college, work in an industry or civil society organisation)



A) NOT VERY USEFUL	B) SOMETIMES USEFUL	C) MOSTLY USEFUL	D) VERY USEFUL
7	25	110	187

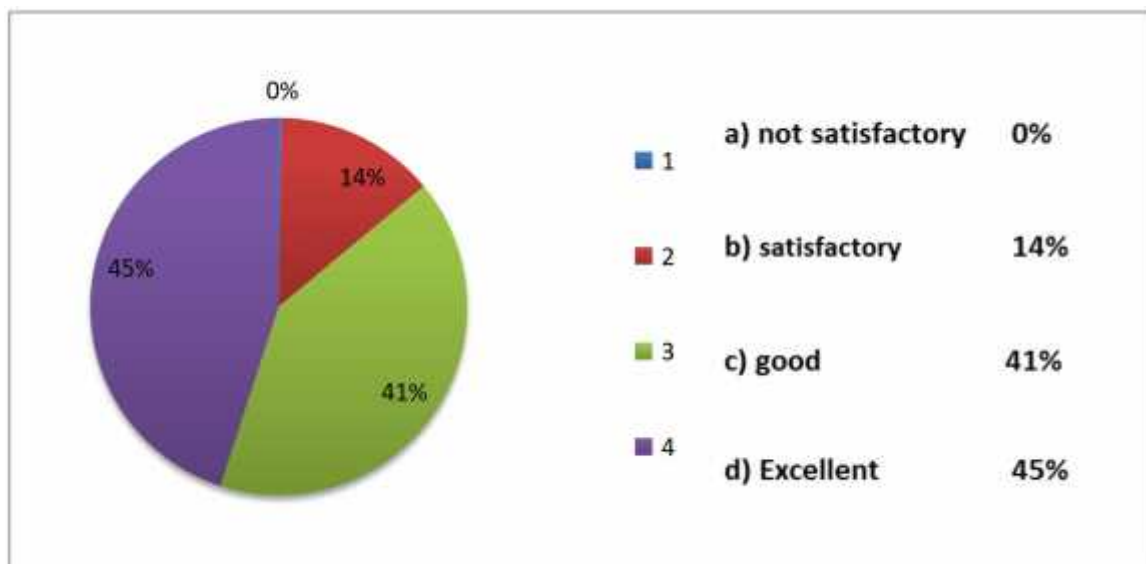


### 5) Usefulness of the Outreach programme



A) NOT VERY USEFUL	B) SOMETIMES USEFUL	C) MOSTLY USEFUL	D) VERY USEFUL
9	35	107	135

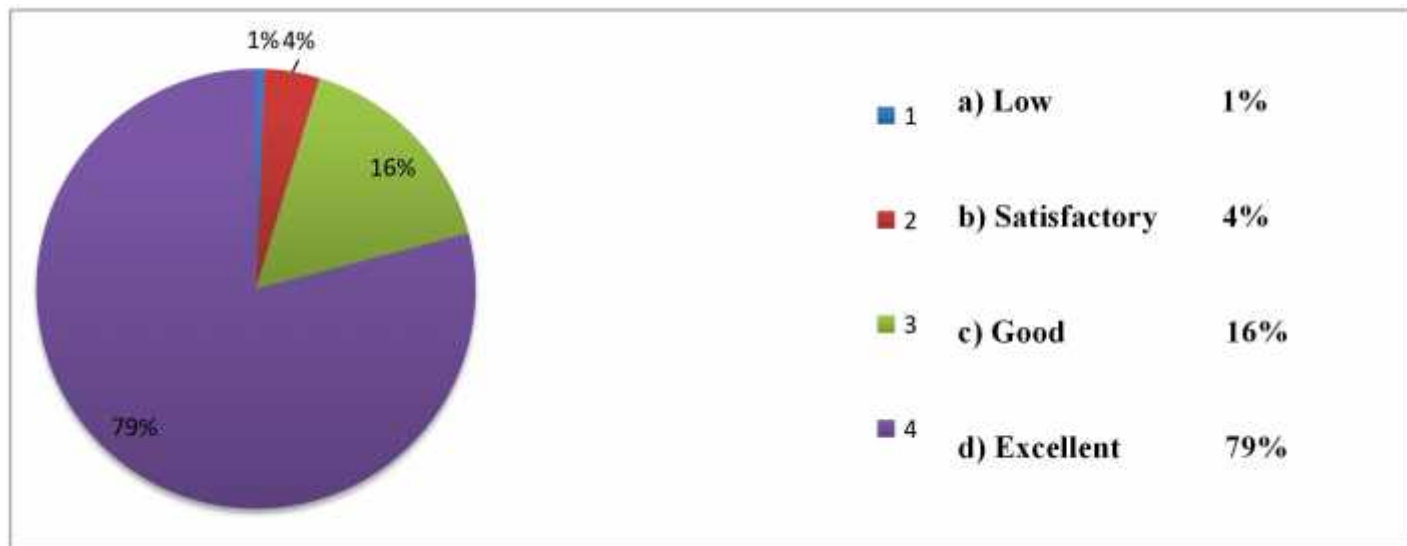
### 6) Infrastructure in the campus: (Labs, Classrooms, Library & Canteen)



A) NOT SATISFACTORY	B) SATISFACTORY	C) GOOD	D) EXCELLENT
1	49	147	161

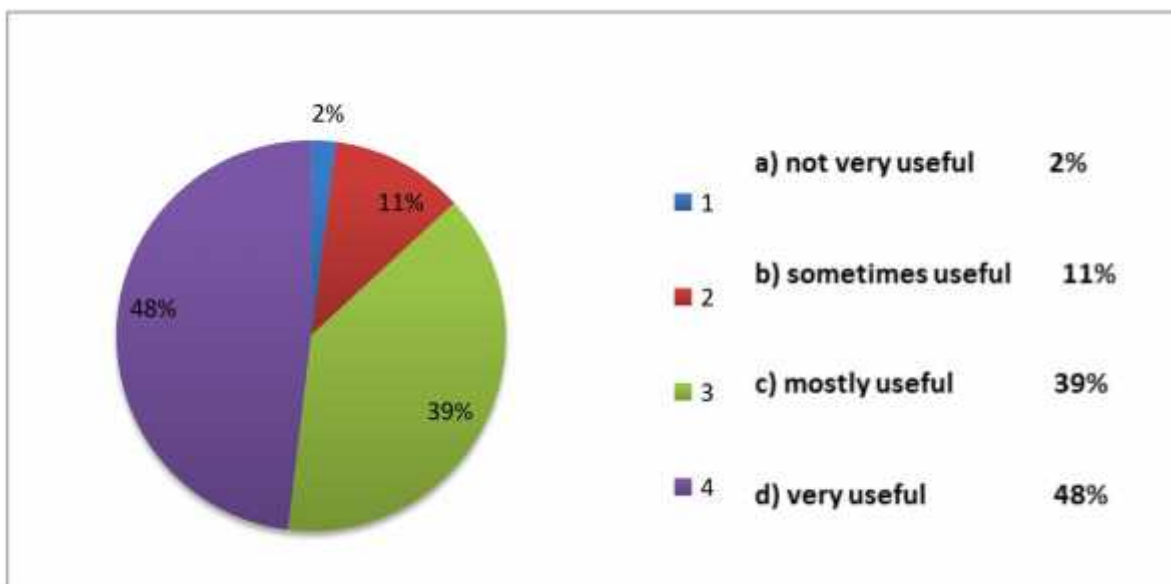


7) Standard of the CA Test and Semester Examinations are



A) LOW	B) SATISFACTORY	C) GOOD	D) EXCELLENT
11	48	187	97

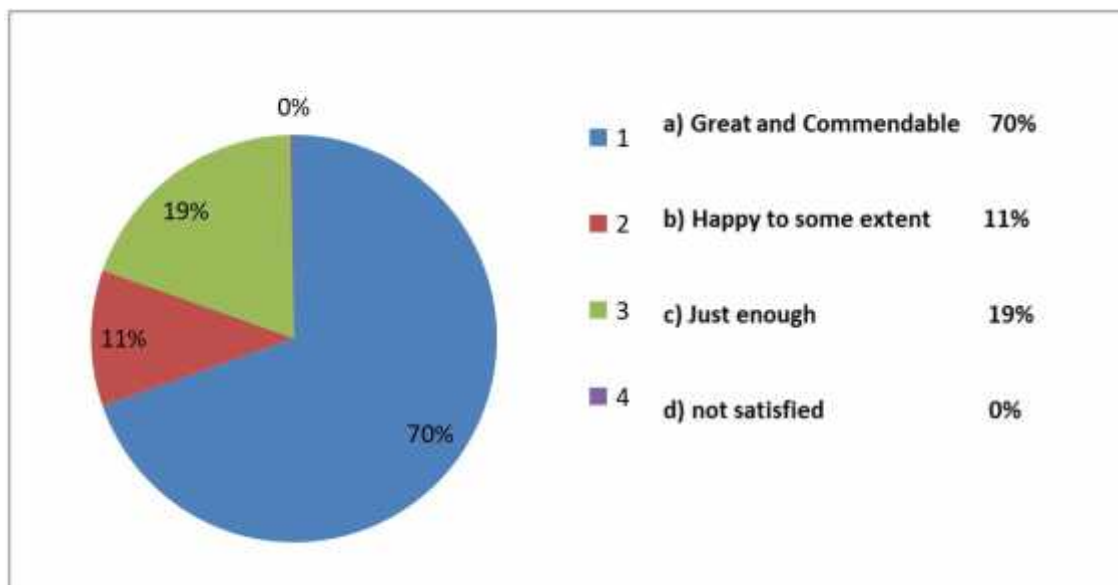
8) Co-curricular activities (Seminars, symposia, department festival and college culturals NCC, NSS) help the student



A) NOT VERY USEFUL	B) SOMETIMES USEFUL	C) MOSTLY USEFUL	D) VERY USEFUL
6	32	112	139



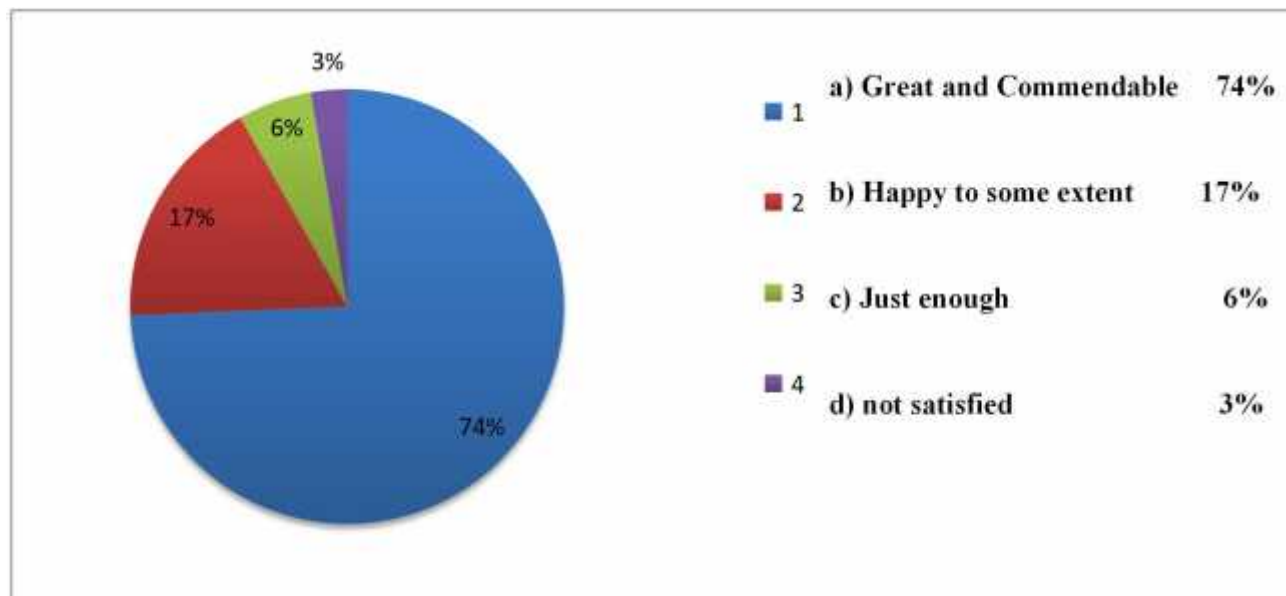
### 9) My overall impression of the college



10)

A) GREAT AND COMMENDABLE	B) HAPPY TO SOME EXTENT	C) JUST ENOUGH	D) NOT SATISFIED
245	38	68	1

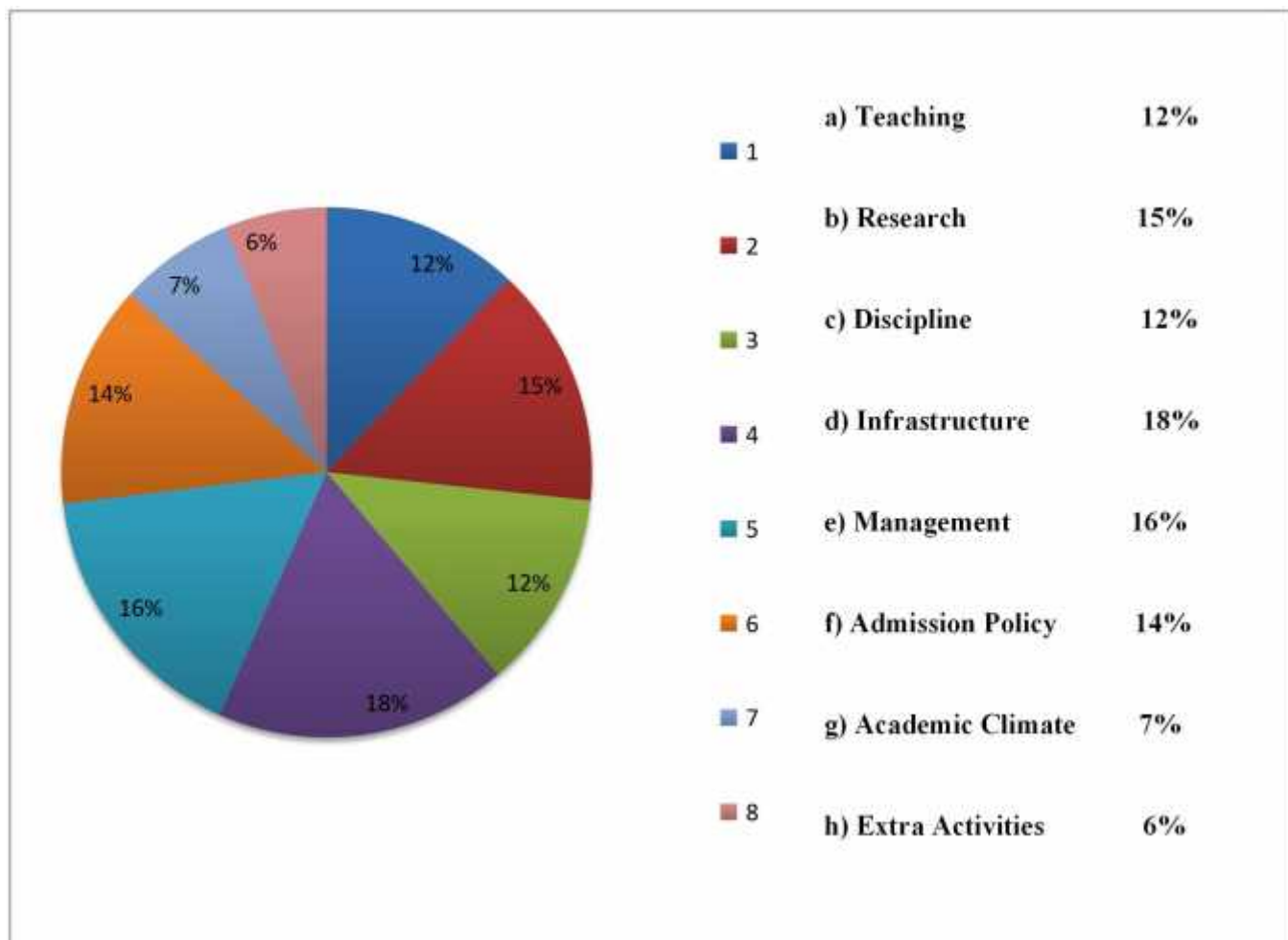
### 10) My overall impression of the college



a) Great and Commendable	b) Happy to some extent	c) Just enough	d) not satisfied
443	104	33	191



11) Choose any three aspects you consider best at Loyola



a) Teaching	b) Research	c) Discipline	d) Infrastructure
191	233	192	283

e) Management	f) Admission Policy	g) Academic Climate	h) Extra Activities
262	216	112	99

### **Quality of Curricular & Co-Curricular Programs and Faculty**

When the parents were asked to opine on the quality of Academic Program in Loyola, 99% (352 out of 354) of them expressed that it was excellent and 80% said that the Quality of Teachers was good while 1% of them chose to differ.

86% of the respondents emphasized that the Internship as part of the degree program was an excellent aspect and also the inclusion of the Outreach Program.

95% of the parents indicated that the Standard of CIA tests and semester examination was excellent while 1% expressed 'not satisfied'.

Co-Curricular activities in Loyola College is useful according to 87% of the parents who participated in the survey.

### **Fees & Infrastructural Facilities**

95% of them also added that the fees Collected by the College were affordable whereas 5% of the respondents expressed 'not satisfied'.

Many of the participant parents, 86%, confidently stated that Infrastructure facilities on the campus were excellent and there was no response under the category 'not satisfied'.


### **Overall Impression of the College**

When asked about three best aspects among a list of ten, many of them prioritised 1) Discipline, 2) Teaching and 3) Management and also suggested further improvements in these areas.


Finally, all the respondents who participated in the survey, responded proudly that their overall Impression of the college was excellent. None chose to differ in this consideration

## Conclusion


The consolidated feedback report is shared at the HODs/Coordinators/Officials Meeting and also with the departments for further appropriate actions.



Dr A. Xavier Mahimairaj  
IQAC Coordinator  
Loyola College  
Chennai – 34



Prof. Francis Xavier D.  
Deputy IQAC Coordinator  
Loyola College  
Chennai – 34



Rev. Dr F. Andrew, S.J.  
Principal  
Loyola College  
Chennai – 34





**INTERNAL QUALITY ASSURANCE CELL (IQAC)  
LOYOLA COLLEGE (AUTONOMOUS), CHENNAI - 34**

---

**A Report on the Feedback of Parents, Shift II, 2018-2019**

Loyola College performs regularly a quality check by soliciting feedback from its various stakeholders through IQAC. As part of the quality control mechanism, IQAC conducts feedback sessions with the parents whose insights help to augment quality services as well as make the right decisions wherever necessary. Every semester, a feedback session is conducted during the Parent-Teacher Meet. During the academic year, 2018-19, the Parent-Teacher Meet was conducted on 18<sup>th</sup> August 2018 and 09<sup>th</sup> February 2019. Also, when parents visit the departments they share their views informally.

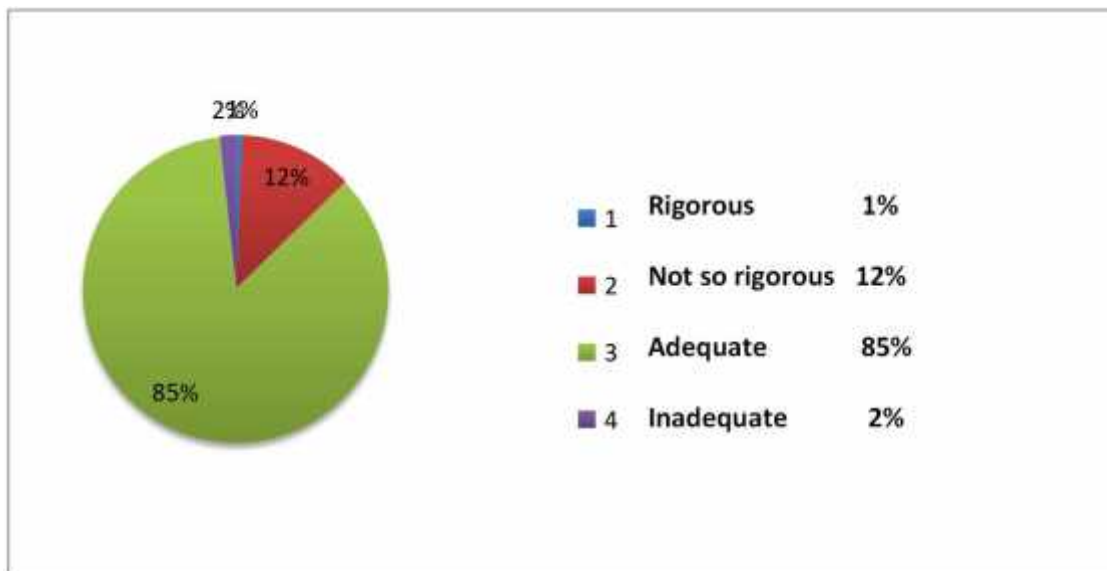
The questionnaire included important aspects of quality of curricular/co-curricular programs and the teaching faculty as well as their availability to meet the parents at the departments, affordability of tuition fees, infrastructural facilities and their overall impression of the college.

No. of questions: 12

No. of Parents Participated: 629

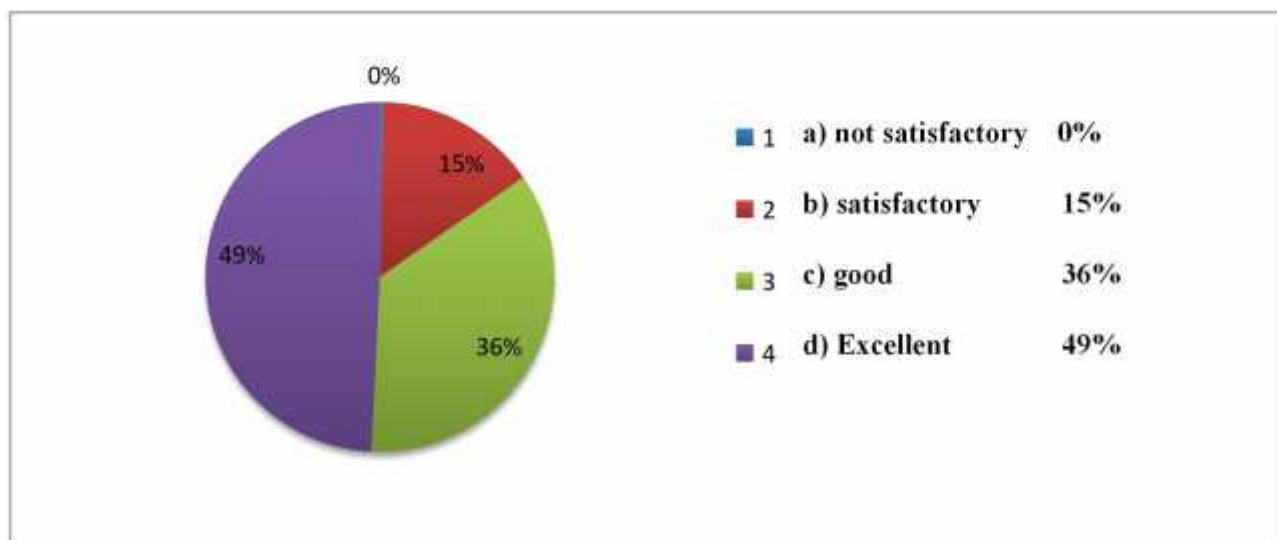


### 1) Academic Program in Loyola is



A) RIGOROUS	B) NOT SO RIGOROUS	C) ADEQUATE	D) INADEQUATE
4	76	538	11

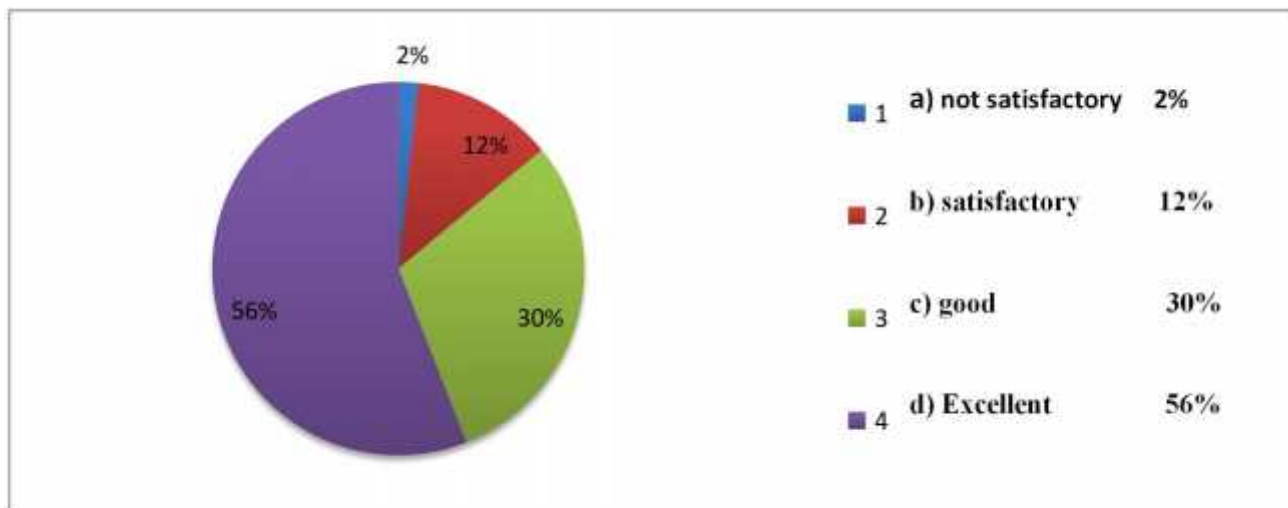
### 2) Quality of the teachers at Loyola is



A) NOT SATISFACTORY	B) SATISFACTORY	C) GOOD	D) EXCELLENT
2	96	226	314

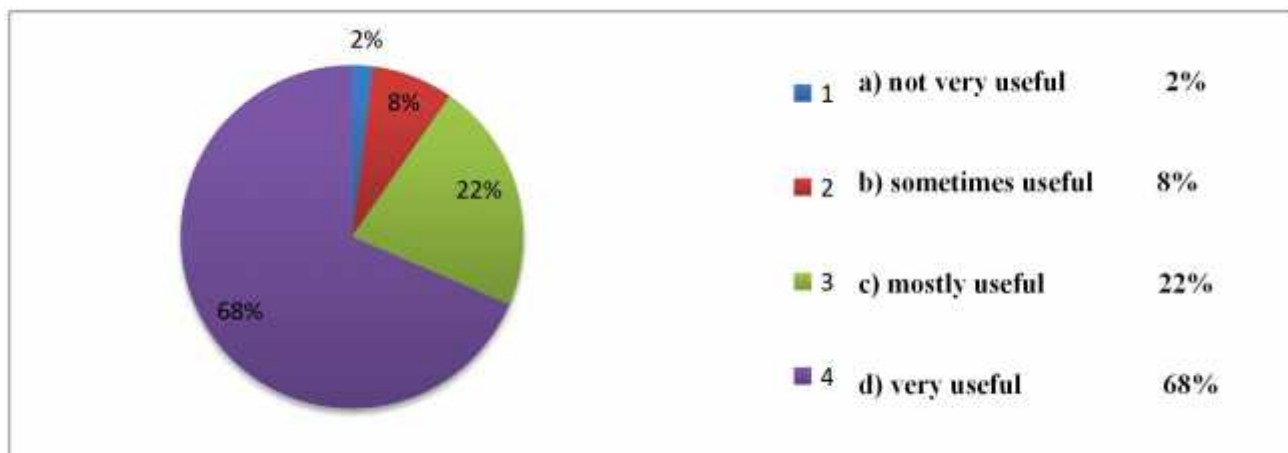


### 3) Accessibility of the teacher for parents in the department



A) NOT SATISFACTORY	B) SATISFACTORY	C) GOOD	D) EXCELLENT
11	77	188	351

### 4) Internship as part of the degree programme is (one month outside the college, work in an industry or civil society organisation)



A) NOT VERY USEFUL	B) SOMETIMES USEFUL	C) MOSTLY USEFUL	D) VERY USEFUL
12	47	133	418



### 5) Usefulness of the Outreach programme



A) NOT VERY USEFUL	B) SOMETIMES USEFUL	C) MOSTLY USEFUL	D) VERY USEFUL
7	44	135	414

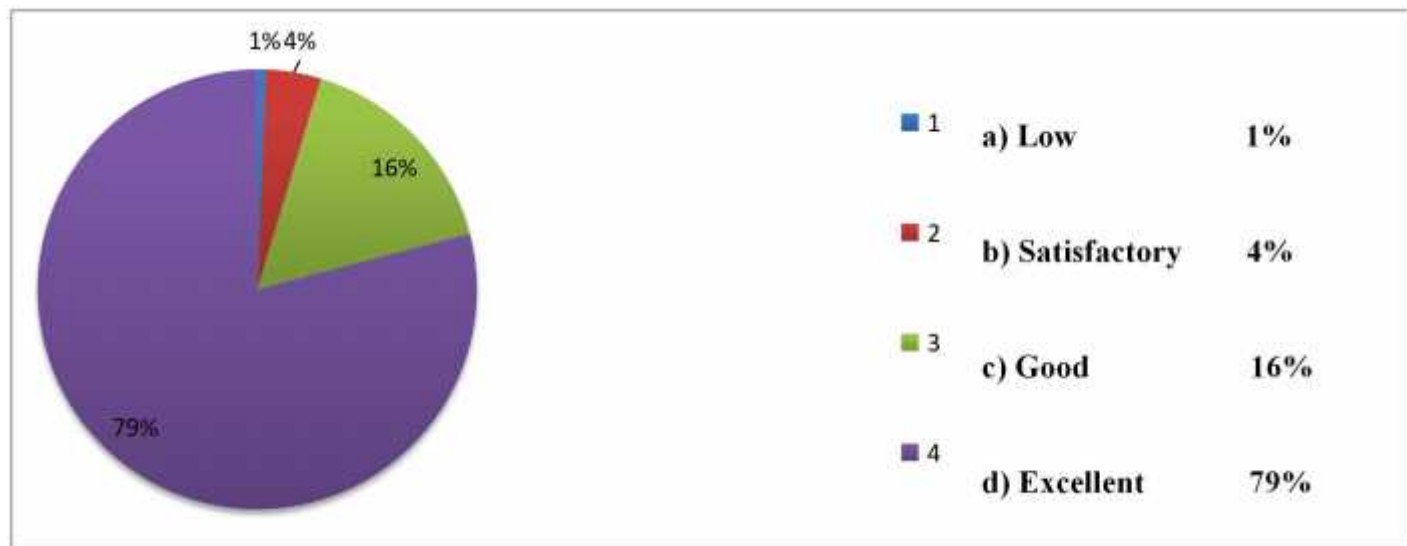
### 6) Infrastructure in the campus: (Labs, Classrooms, Library & Canteen)



A) NOT SATISFACTORY	B) SATISFACTORY	C) GOOD	D) EXCELLENT
4	29	130	448

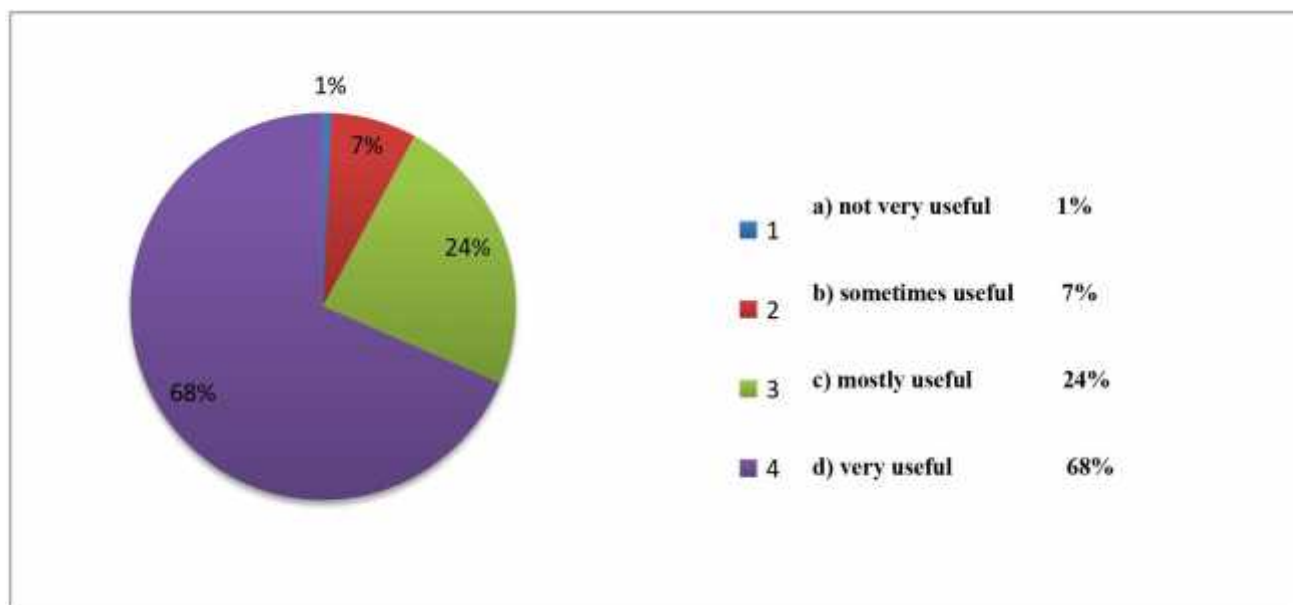


### 7) Standard of the CA Test and Semester Examinations are



a) Low	b) Satisfactory	c) Good	d) Excellent
4	25	101	491

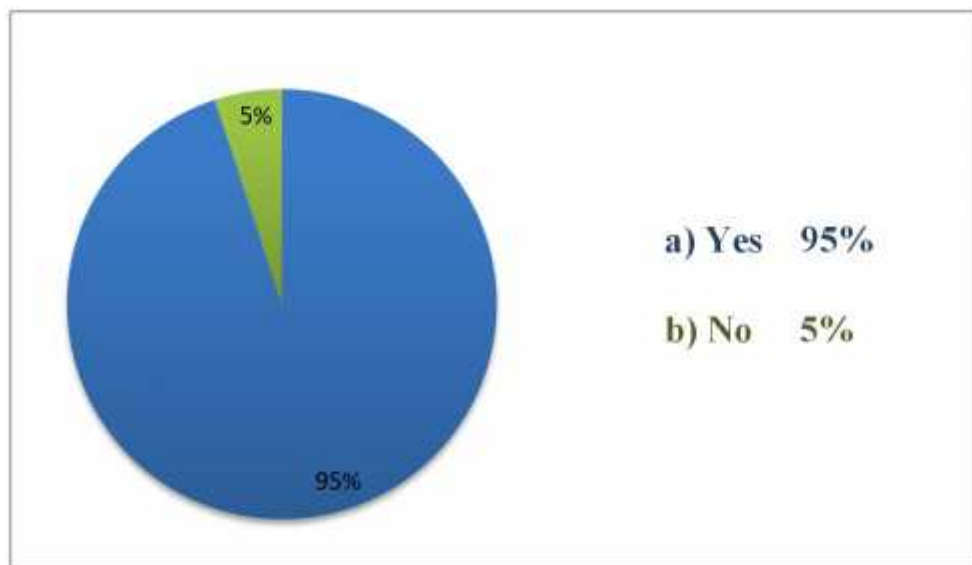
### 8) Co-curricular activities (Seminars, symposia, department festival and college culturals NCC, NSS) help the student



A) NOT VERY USEFUL	B) SOMETIMES USEFUL	C) MOSTLY USEFUL	D) VERY USEFUL
4	42	138	400

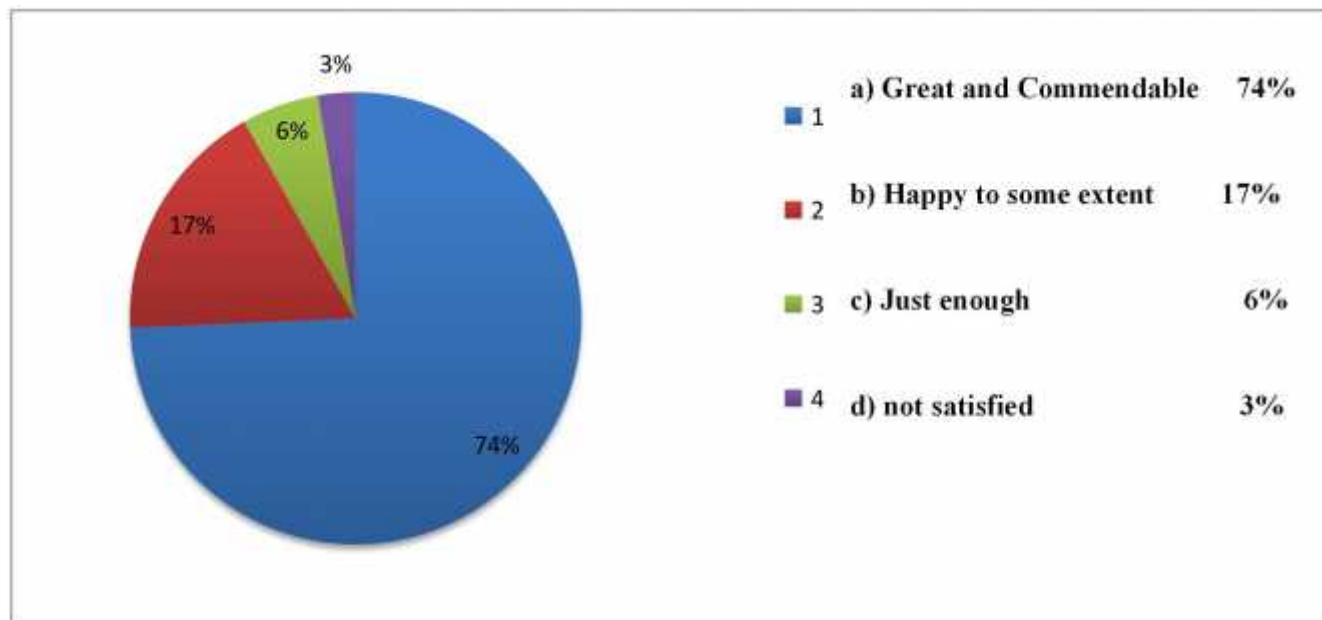


9) The fees collected by the college for all the courses is affordable



a) Yes	b) No
580	31

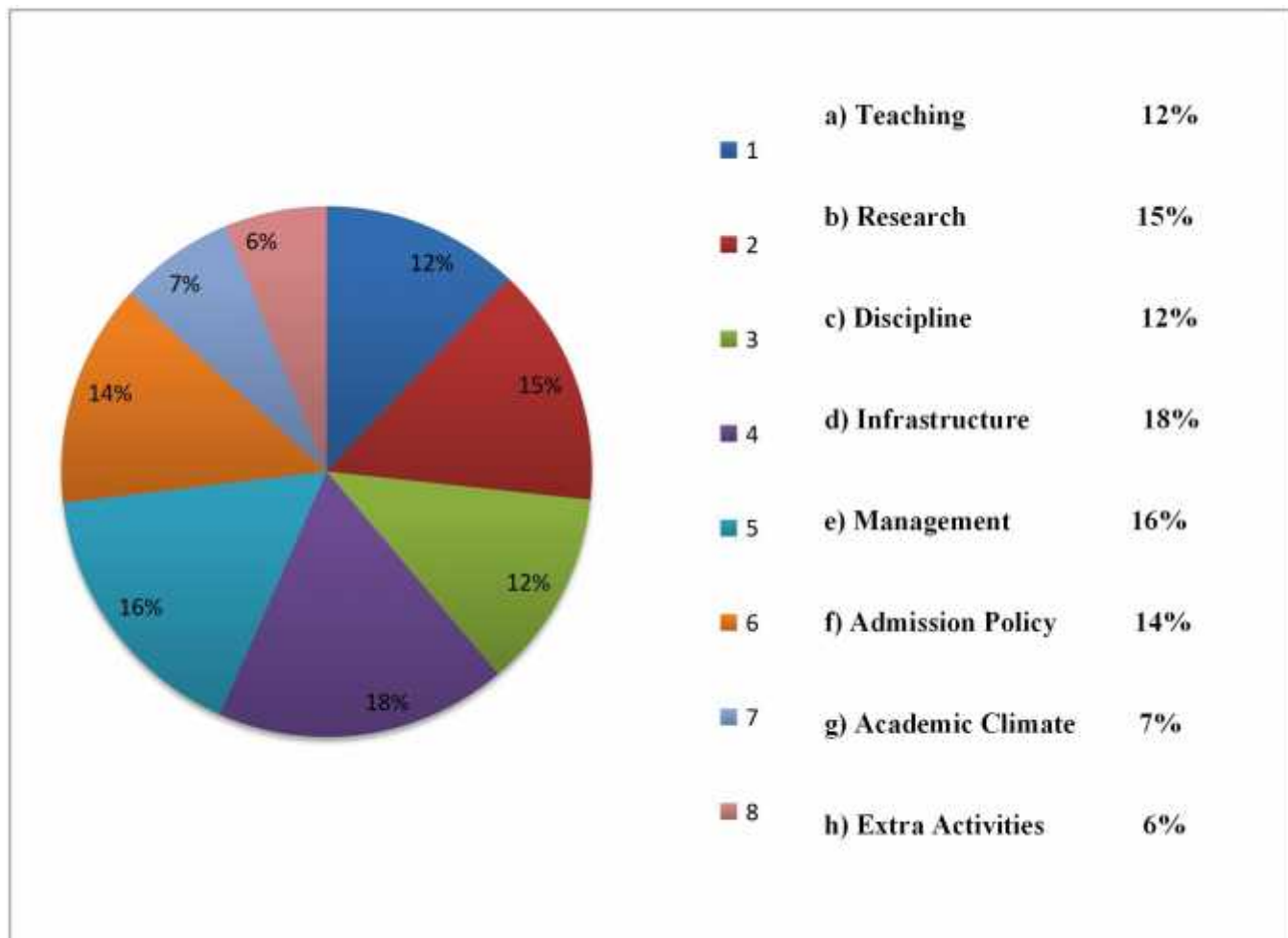
10) My overall impression of the college



A) GREAT AND COMMENDABLE	B) HAPPY TO SOME EXTENT	C) JUST ENOUGH	D) NOT SATISFIED
443	104	33	191



11) Choose any three aspects you consider best at Loyola



A) TEACHING	B) RESEARCH	C) DISCIPLINE	D) INFRASTRUCTURE
191	233	192	283

E) MANAGEMENT	F) ADMISSION POLICY	G) ACADEMIC CLIMATE	H) EXTRA ACTIVITIES
262	216	112	99

## **Quality of Curricular & Co-Curricular Programs and Faculty**

When the parents were asked to opine on the quality of Academic Program in Loyola, 97% (618 out of 629) of them expressed that it was excellent and 85% said that the Quality of Teachers was good. None chose to differ.

90% of the respondents emphasized that the Internship as part of the degree program was an excellent aspect and also the inclusion of the Outreach Program.

95% of the parents indicated that the Standard of CIA tests and semester examination was excellent while 1% expressed 'not satisfied'.

Co-Curricular activities in Loyola College is useful according to 88% of the parents who participated in the survey.

## **Fees & Infrastructural Facilities**

95% of them also added that the fees Collected by the College were affordable whereas 5% of the respondents expressed 'not satisfied'.

Many of the participant parents, 94%, confidently stated that Infrastructure facilities on the campus were excellent and there was no response under the category 'not satisfied'.

## **Overall Impression of the College**

When asked about three best aspects among a list of ten, many of them prioritised 1) Infrastructure 2) Management and 3) Admission Policy and also suggested further improvements in these areas.

573 parents out of 629 i.e. 91% of respondents participated in the survey, asserted proudly that their overall Impression of the college was excellent while 3% of them expressed 'not satisfied'.



## Conclusion

The consolidated feedback report is shared at the HODs/Coordinators/Officials Meeting and also with the departments for further appropriate actions.



Dr A. Xavier Mahimairaj  
IQAC Coordinator  
Loyola College  
Chennai – 34



Prof. Francis Xavier D.  
Deputy IQAC Coordinator  
Loyola College  
Chennai – 34



Rev. Dr F. Andrew, S.J.  
Principal  
Loyola College  
Chennai – 34



**INTERNAL QUALITY ASSURANCE CELL (IQAC)  
LOYOLA COLLEGE (AUTONOMOUS), CHENNAI - 34**

---

**A REPORT ON STUDENT FEEDBACK, 2018– 2019**

It has been a custom in Loyola College to obtain the feedback of the graduating students on various aspects of academic and administrative activities in order to perform a quality check and sustain the quality education rendered to the student community. This academic year, 2018-19, the IQAC organized a feedback session to obtain the views and opinions of the graduating students of the college.

This report presents the consolidated views and feedback of the graduating students based on some of the important aspects of the questionnaire given below:

- The Outcome of the Curriculum and Syllabus
- Teaching Methodologies & Assessment Strategies
- Learning Resources, Facilities and Guidance
- Overall Impression of the Program & Facilities

No. of questions: 10

No. of participants: 2714

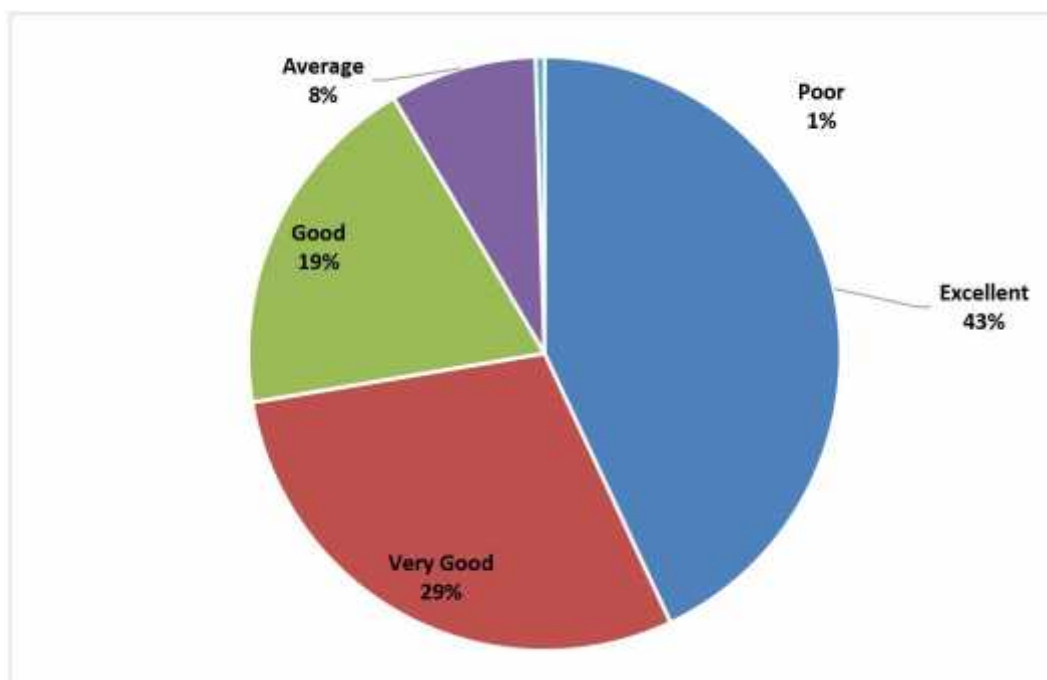


2018-2019

## STUDENTS FEEDBACK

1) How do you rate the syllabus of the course that you have gone through in relation to the expected outcome of the course?

Option	Frequency	Percentage
Excellent	1167	42.99926308
Very Good	797	29.36624908
Good	519	19.12306559
Average	218	8.032424466
Poor	13	0.478997789
<b>TOTAL</b>	<b>2714</b>	<b>100</b>



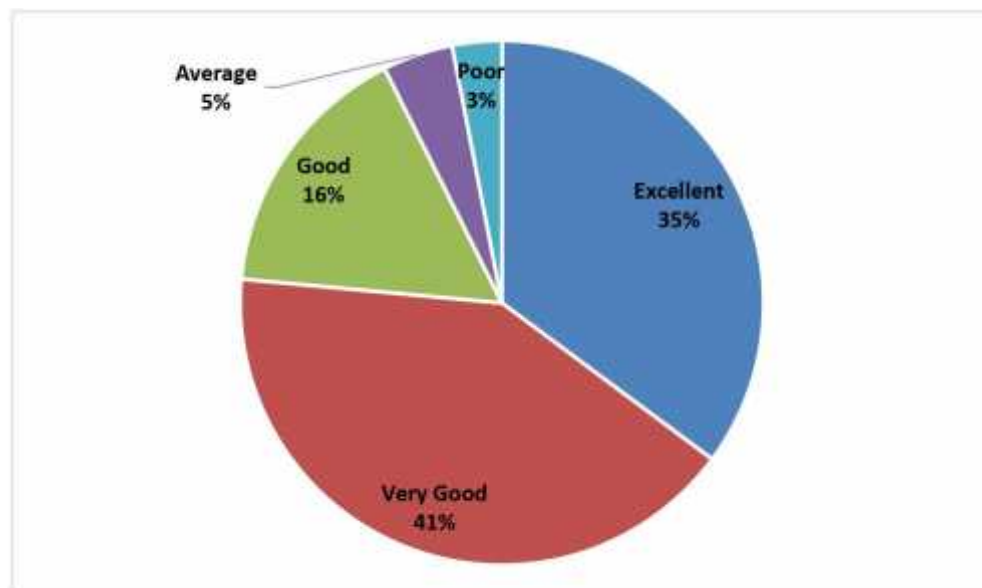


2018-2019

STUDENTS  
FEEDBACK

2) How do you rate the allocation of credits and hours to the courses?

Option	Frequency	Percentage
Excellent	954	35.15106853
Very Good	1121	41.30434783
Good	438	16.1385409
Average	118	4.347826087
Poor	83	3.058216654
<b>TOTAL</b>	<b>2714</b>	<b>100</b>



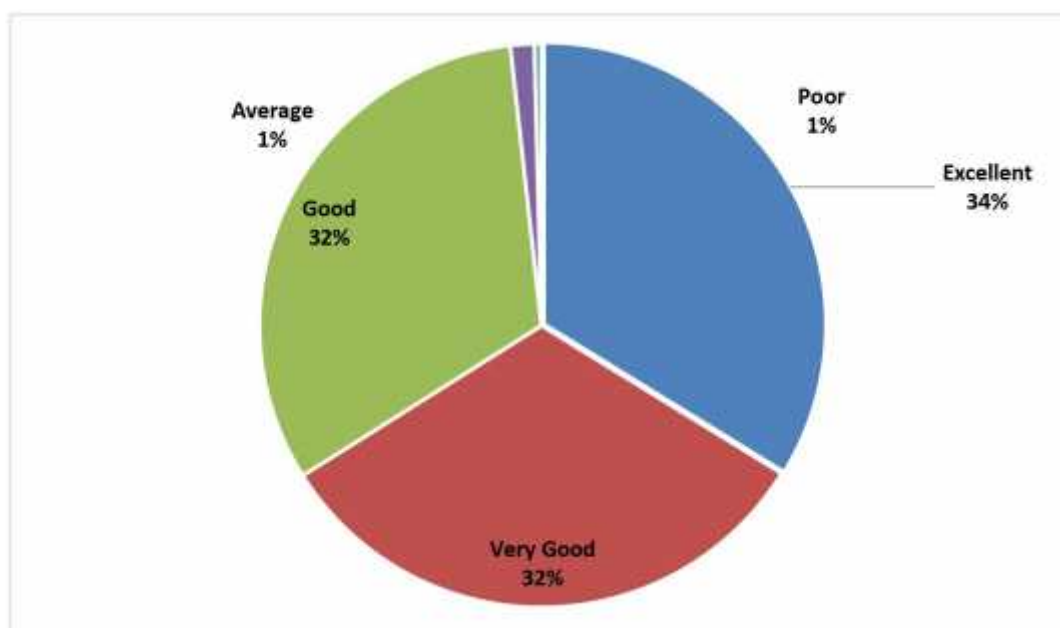


2018-2019

STUDENTS  
FEEDBACK

3) Syllabus of each course covers recent trends and developments

Option	Frequency	Percentage
Excellent	917	33.78776713
Very Good	876	32.2770818
Good	873	32.16654385
Average	37	1.3633014
Poor	11	0.405305822
<b>TOTAL</b>	<b>2714</b>	<b>100</b>



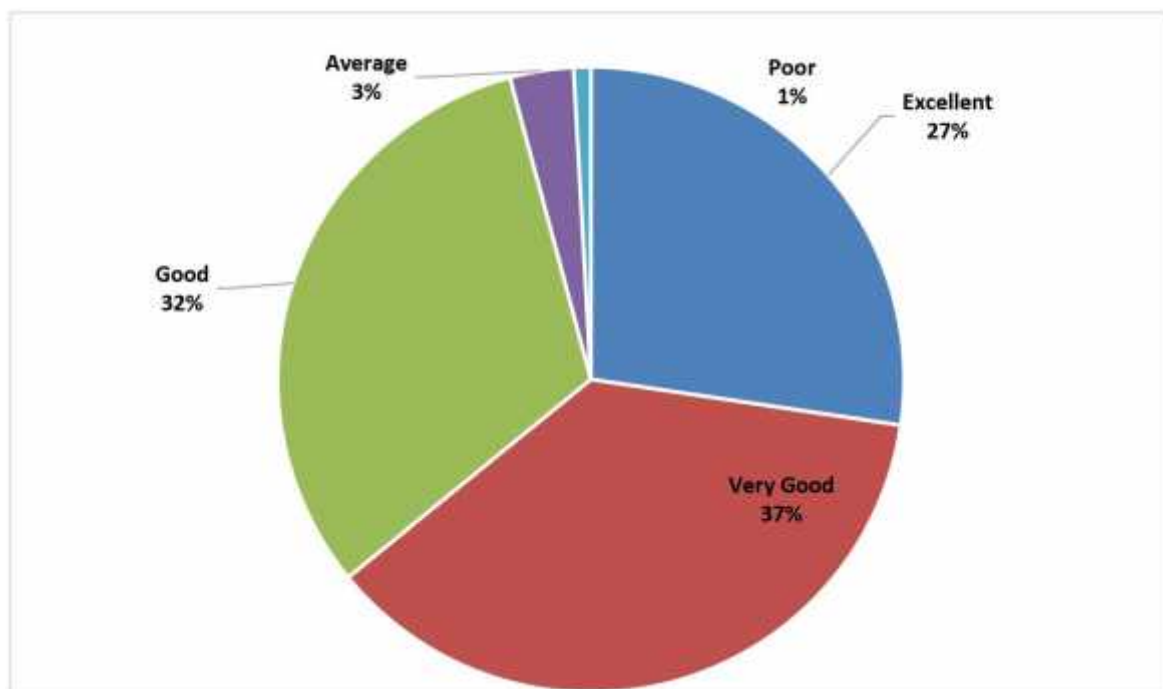


2018-2019

STUDENTS  
FEEDBACK

4) How do you rate the various papers in terms of their relevance to the specialization streams?

Option	Frequency	Percentage
Excellent	742	27.33971997
Very Good	998	36.77229182
Good	861	31.72439204
Average	89	3.279292557
Poor	24	0.884303611
<b>TOTAL</b>	<b>2714</b>	<b>100</b>



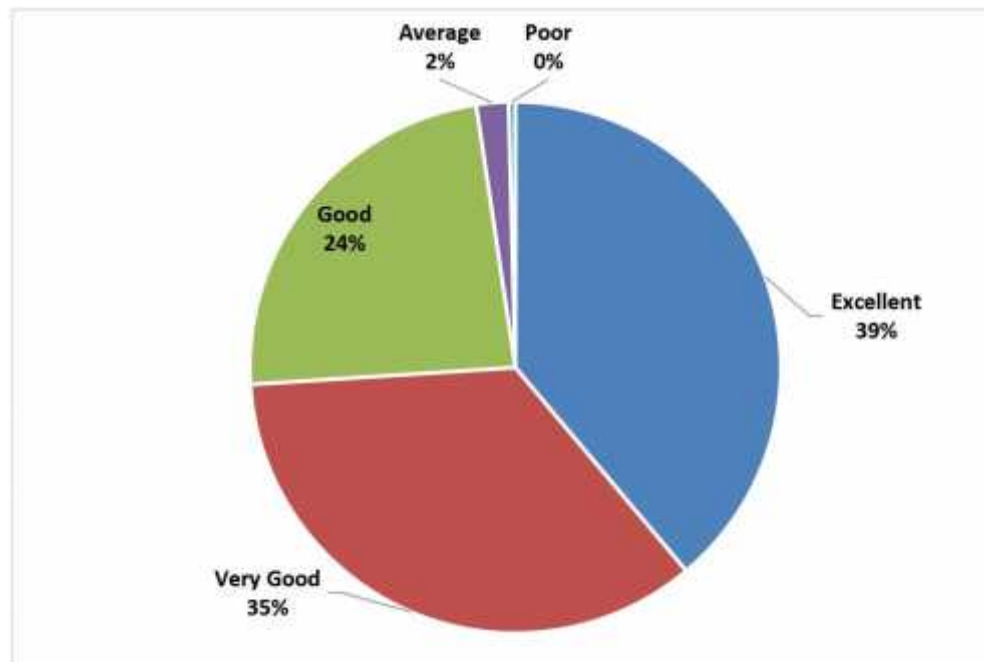


2018-2019

STUDENTS  
FEEDBACK

### 5) Teaching methods followed by teachers

Option	Frequency	Percentage
Excellent	1055	38.8725129
Very Good	953	35.11422255
Good	642	23.65512159
Average	53	1.952837141
Poor	11	0.405305822
<b>TOTAL</b>	<b>2714</b>	<b>100</b>



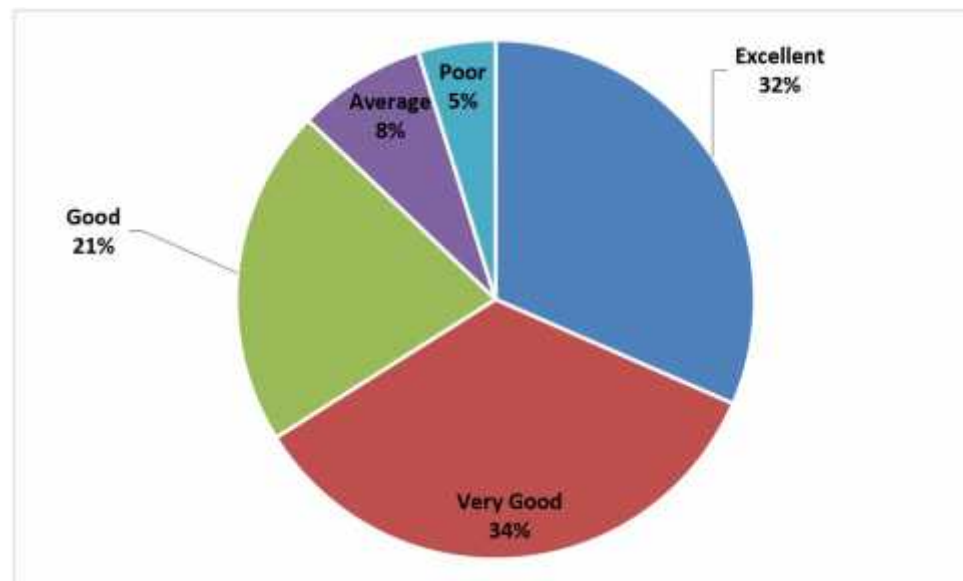


2018-2019

STUDENTS  
FEEDBACK

### 6) The objectivity of assessment and evaluation

Option	Frequency	Percentage
Excellent	857	31.57700811
Very Good	936	34.48784083
Good	572	21.07590273
Average	218	8.032424466
Poor	131	4.826823876
<b>TOTAL</b>	<b>2714</b>	<b>100</b>





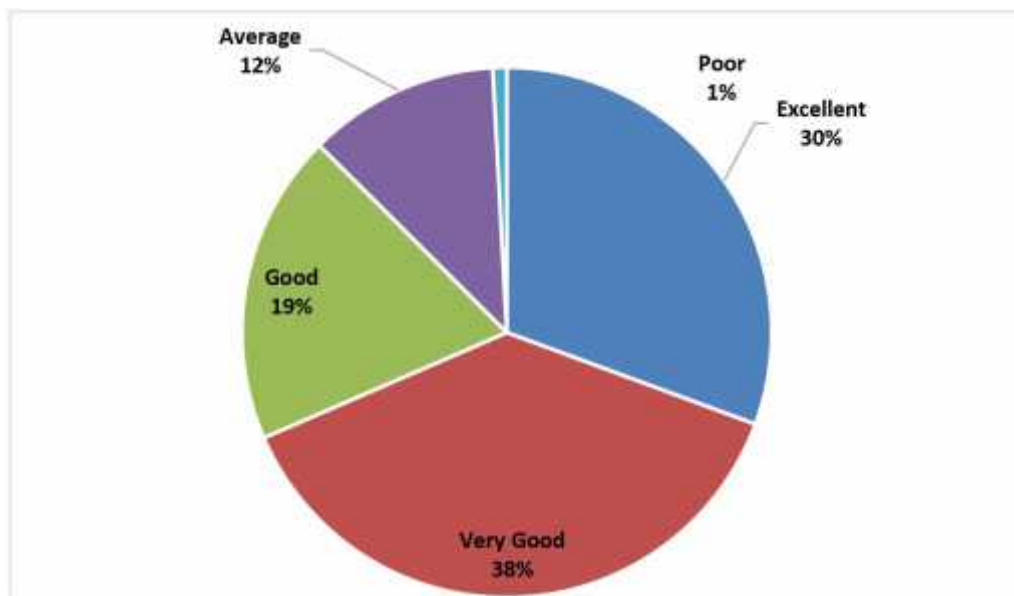


2018-2019

STUDENTS  
FEEDBACK

7) The provisions that are available for students accompaniment in the college

Option	Frequency	Percentage
Excellent	831	30.61901253
Very Good	1028	37.87767133
Good	515	18.97568165
Average	317	11.68017686
Poor	23	0.847457627
TOTAL	2714	100



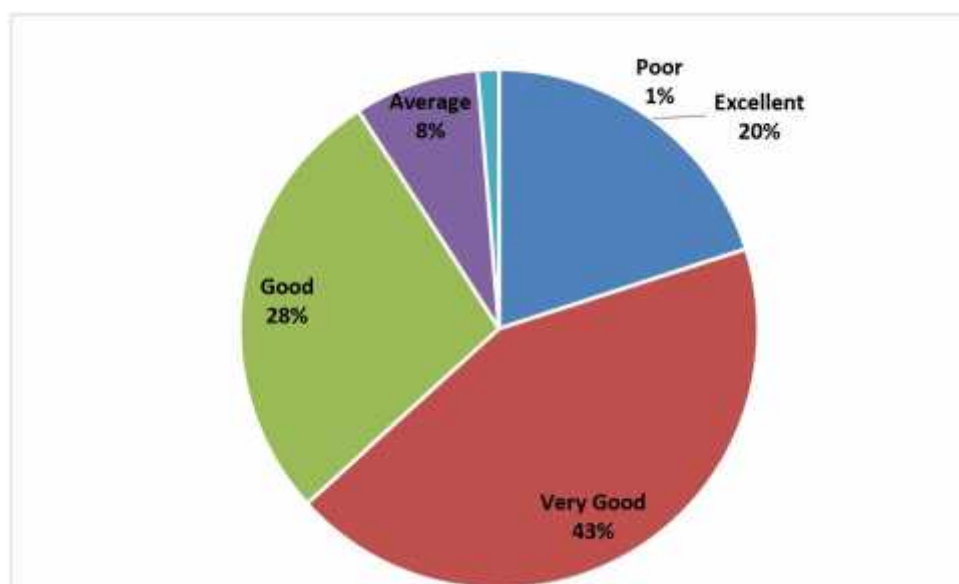


2018-2019

STUDENTS  
FEEDBACK

8) How do you rate learning resources that are available in the college (Library, Lab, ICT Provisions and others)?

Option	Frequency	Percentage
Excellent	544	20.04421518
Very Good	1173	43.22033898
Good	749	27.59764186
Average	212	7.811348563
Poor	36	1.326455416
<b>TOTAL</b>	<b>2714</b>	<b>100</b>



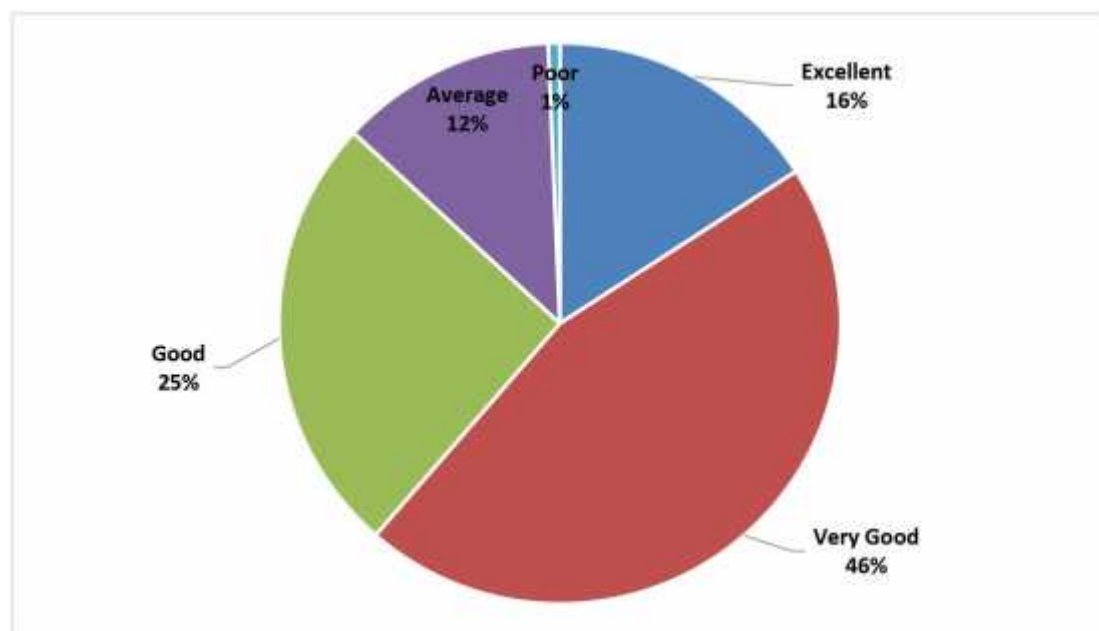


2018-2019

STUDENTS  
FEEDBACK

9) How do you rate various provisions of extension and co curricular activities of the college?

Option	Frequency	Percentage
Excellent	431	15.88061901
Very Good	1235	45.50478998
Good	692	25.49742078
Average	338	12.45394252
Poor	18	0.663227708
<b>TOTAL</b>	<b>2714</b>	<b>100</b>



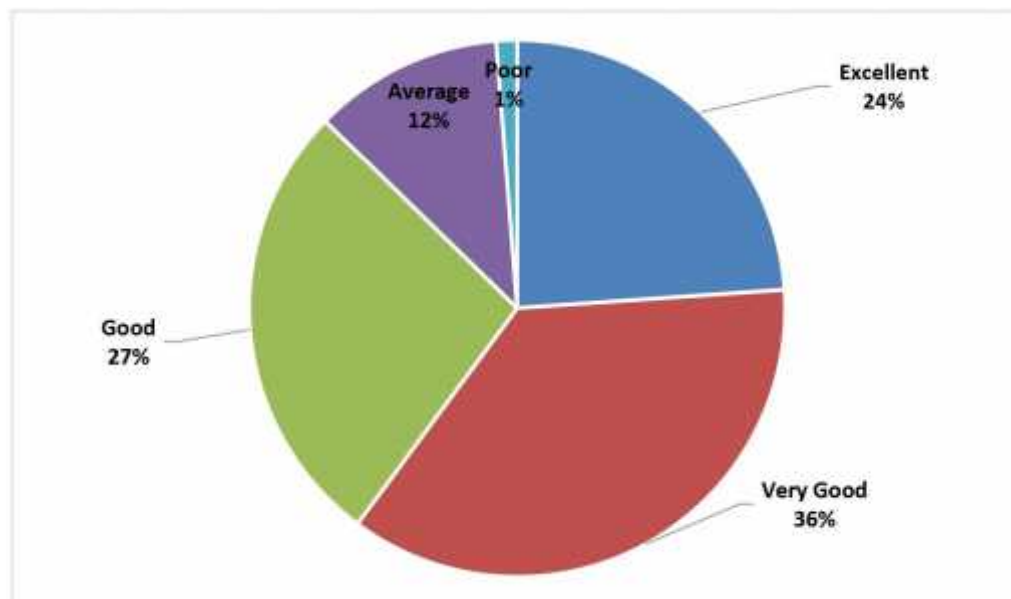


2018-2019

STUDENTS  
FEEDBACK

10) Overall rating of the program and various facilities in the college

Option	Frequency	Percentage
Excellent	649	23.91304348
Very Good	984	36.25644805
Good	736	27.11864407
Average	311	11.45910096
Poor	34	1.252763449
<b>TOTAL</b>	<b>2714</b>	<b>100</b>



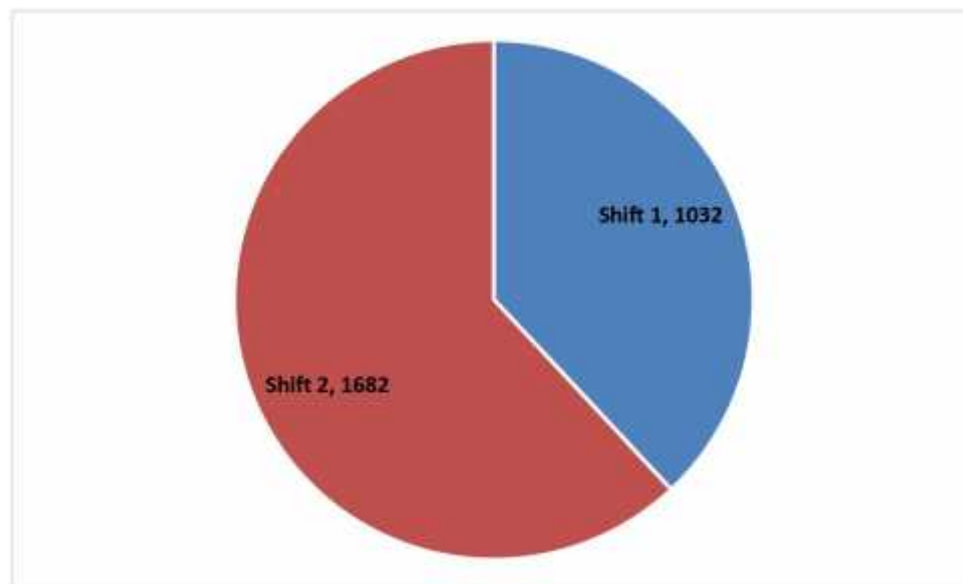


2018-2019

STUDENTS  
FEEDBACK

### 11) Distribution of students

<b>Shift 1</b>	1032	38.02505527
<b>Shift 2</b>	1682	61.97494473
<b>Total</b>	2714	100



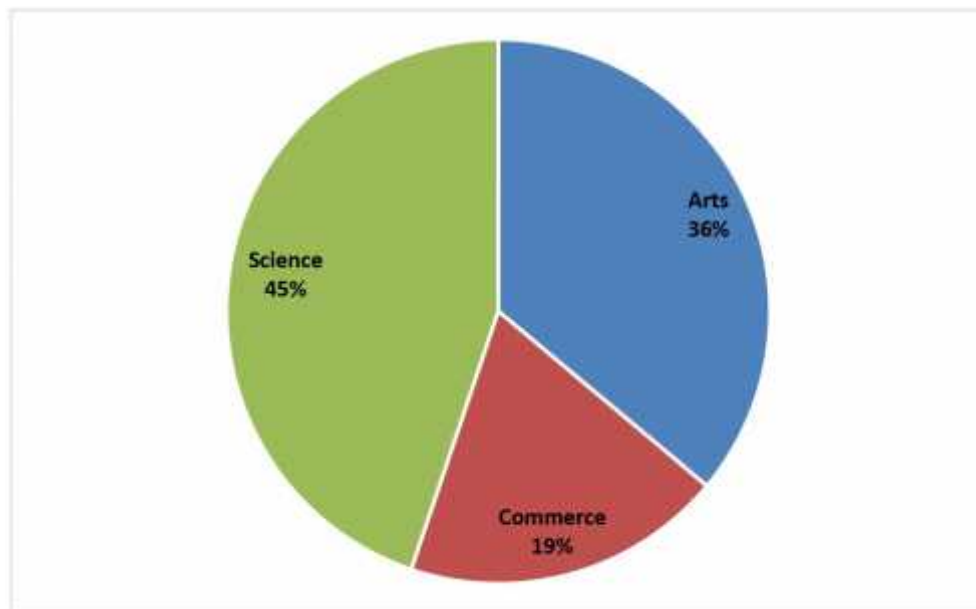


2018-2019

STUDENTS  
FEEDBACK

## 12) Distribution of stream

<b>Arts</b>	979	36.07221813
<b>Commerce</b>	519	19.12306559
<b>Science</b>	1216	44.80471629
<b>Total</b>	2714	100



### **The Outcome of the Curriculum and Syllabus**

Around 90% among 2714 students who participated in the survey emphasized that they had 'good' to 'excellent' expected outcome from the courses they have studied and 92% rated the allocation of credits and hours to the courses was good and excellent. There was a positive response of 97% to the question on the syllabus of each course covering the recent trends and developments while only 3% expressed their dissatisfaction. 96% of the students responded good to excellent to the question on the various papers in terms of their relevance to the specialization streams whereas 4% of the students recorded that the relevance was poor and average.

### **Teaching methodologies & Assessment Strategies**

There was an overwhelming response of 97.5% of students who participated in the survey opined that the methodologies used by the teachers were good to excellent whereas the remaining 2.5% of them noted that they were poor and average. 88% of the students appreciated the objectivity of assessment and evaluation while the remaining 12% of them expressed that it was average and poor.

### **Learning Resources, Facilities and Guidance**

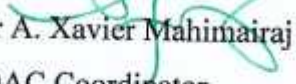
1) With regard to the provisions that are available for students accompaniment in the college, 87% of the students expressed that they were good to excellent while the remaining 13% noted that it was average and poor. Around 90% of the students expressed that the learning resources which are available in the college (Library, Lab, ICT Provisions and others) were excellent and the remaining 10% of them expressed their dissatisfaction. There was also a similar response of satisfaction, around 85% when it came to various provisions of extension and co-curricular activities of the college while the remaining 15% of them showed dissatisfaction.


### **Overall Impression of the program & Facilities**


The graduating students, when asked about the Overall rating of the program and various facilities in the college, 88% of the passing out students responded good to excellent whereas the remaining 12% recorded that they were poor and average.

### **Conclusion**

The consolidated feedback report is shared at the HODs/Coordinators/Officials Meeting and also with the departments for further appropriate actions.

  
Dr A. Xavier Mahimairaj  
IQAC Coordinator  
Loyola College  
Chennai – 34

  
Prof. Francis Xavier D.  
Deputy Coordinator  
Loyola College  
Chennai – 34

  
Rev. Dr F. Andrew S.J.  
Principal  
Loyola College  
Chennai – 34





**INTERNAL QUALITY ASSURANCE CELL (IQAC)  
LOYOLA COLLEGE (AUTONOMOUS), CHENNAI - 34**

---

**A Report on the Feedback of the Faculty on Curriculum, 2018-19**

"True education must correspond to the surrounding circumstances or it is not a healthy growth." - Mahatma Gandhiji

Loyola College believes in imparting quality education and as a measure to sustain quality in all its academic and administrative tasks, the college obtains feedback from the teaching faculty before the Academic Council meeting every semester. IQAC conducts an online feedback session where the questionnaire includes important aspects of the curriculum like the need-based importance of the curriculum, clarity of course objectives, the effectiveness of course contents and activities, teaching-learning-assessment, variety of courses under CBCS, etc. The feedback was analysed according to different streams: Arts, Commerce, and Sciences.

No. of questions: 12

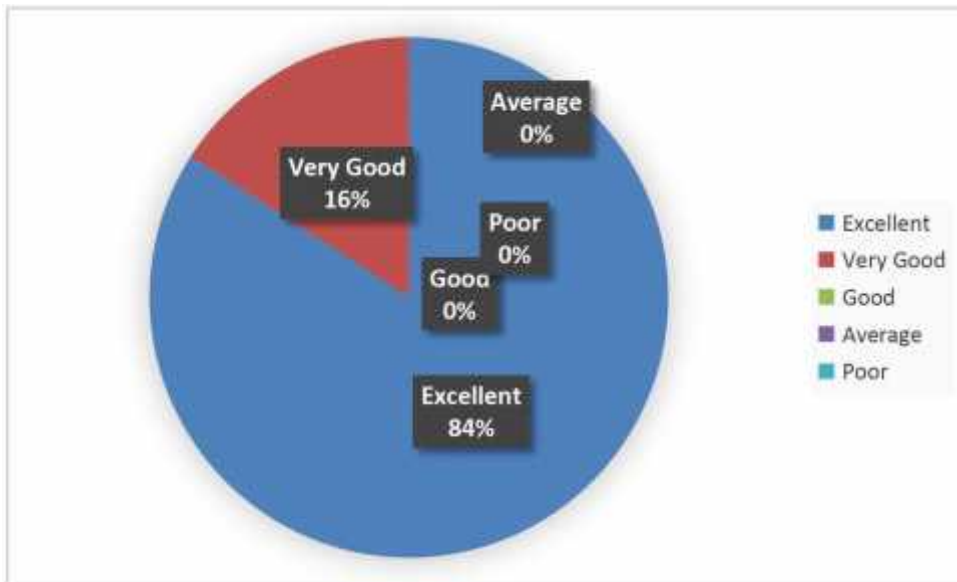
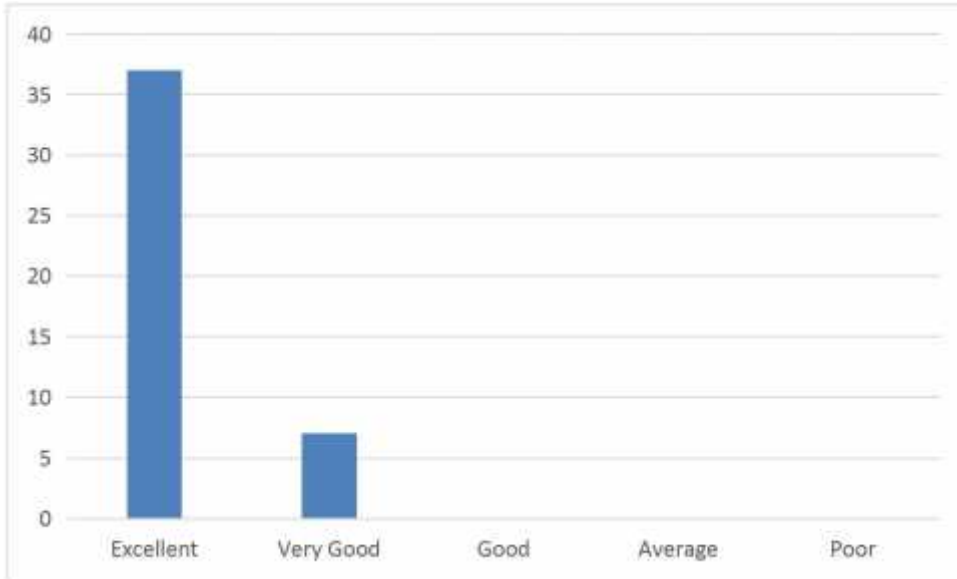
No. of participants: Commerce – 44, Arts – 138, Science - 121

**TEACHER FEEDBACK QUESTIONNAIRE ON CURRICULUM 2018-19**

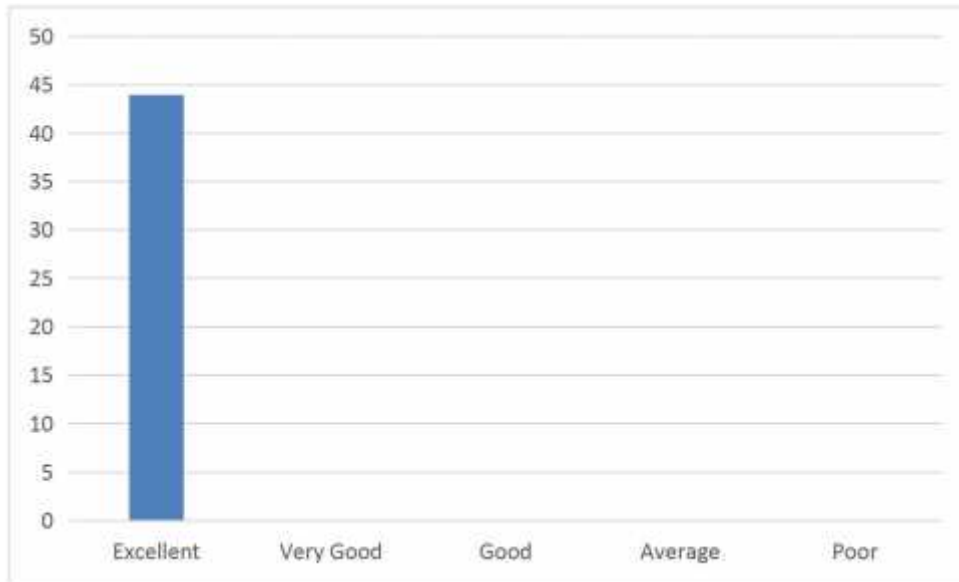
S.No.	Commerce	Excellent	Very Good	Good	Average	Poor	Total
1	Course Content is Relevant and Need Based	37	7	0	0	0	44
2	Course Outcomes are well defined and clear to staff and students	44	0	0	0	0	44
3	Course Content has enough scope for development of analytical, logical, technical and creative skills to the students	33	11	0	0	0	44
4	Course activities (Internships / Field Visit/ Guest Lectures/ Assignments/Seminars/Others) are relevant for development of various skills for employment and self-employment	33	11	0	0	0	44
5	The course/syllabus has good balance between theory and lab work	37	7	0	0	0	44
6	Courses motivate students to use various resources that are available in the college and outside for their effective learning	33	11	0	0	0	44
7	The curriculum design Teaching-Learning-Assessment and Examination are effectively carried out on time	44	0	0	0	0	44
8	The assessment and evaluation system objectively measure the Course Outcomes (COs) and Program Specific Outcome (PSOs)	7	37	0	0	0	44
9	The curriculum contains a wide range of courses under choice based credit system	22	22	0	0	0	44
10	The college has enough relevant resources which are updated regularly for teaching learning purposes	22	22	0	0	0	44
11	The academic freedom and opportunity that are available for curriculum development, administration and evaluation in the college is:	22	20	2	0	0	44
12	The opportunity available out of the course/syllabus for the enhancement of my knowledge and perspective in the discipline is:	44	0	0	0	0	44
		378	148	2	0	0	528

# Commerce

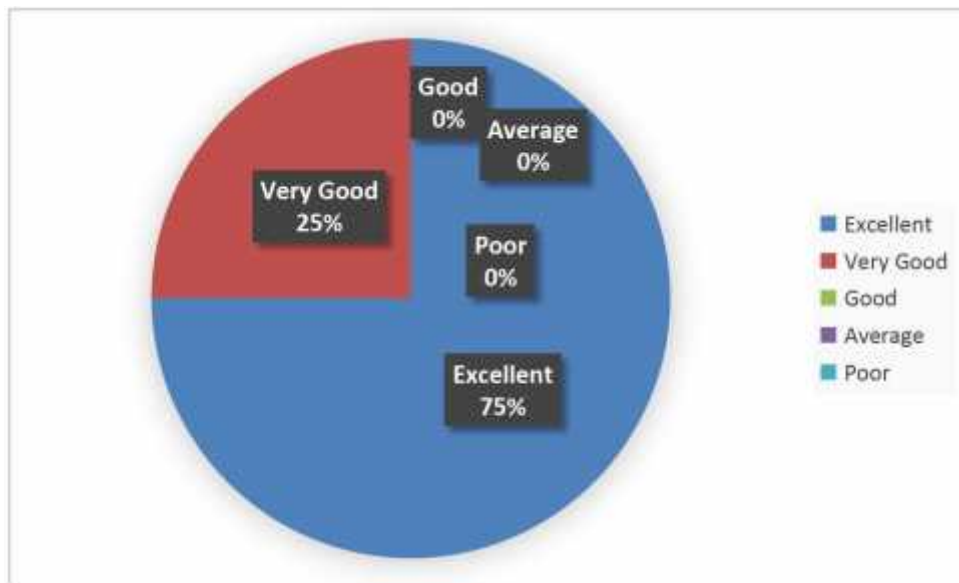
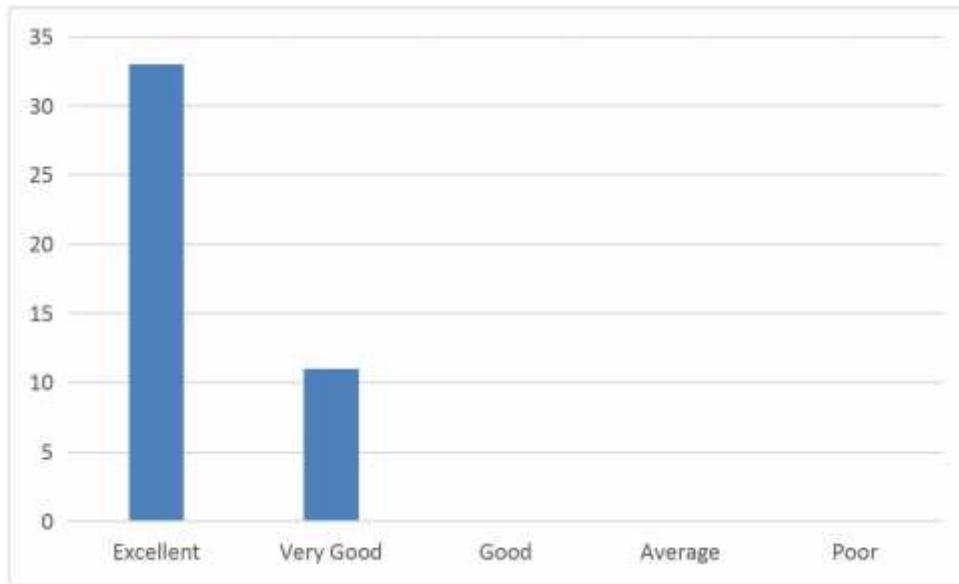
## 1. Course Content is Relevant and Need Based



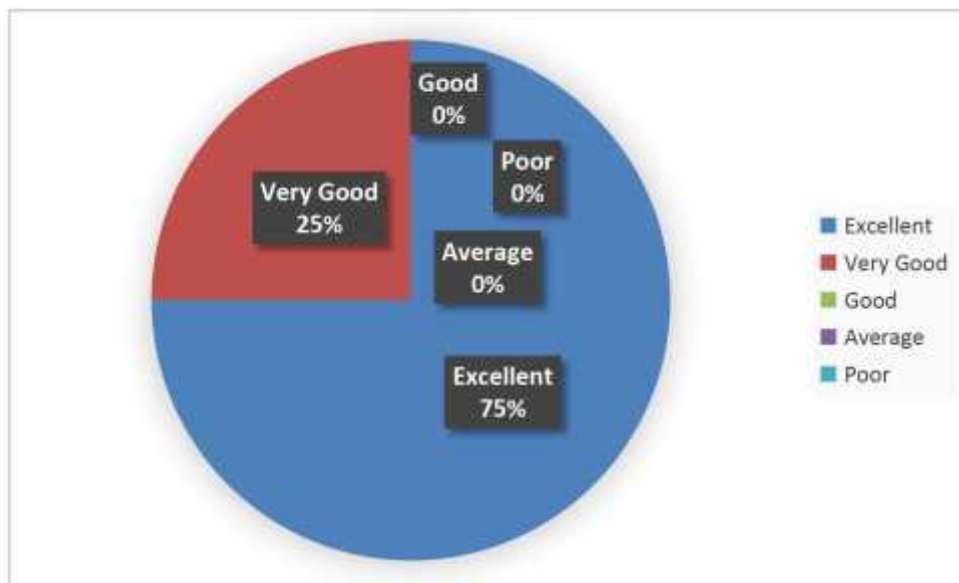
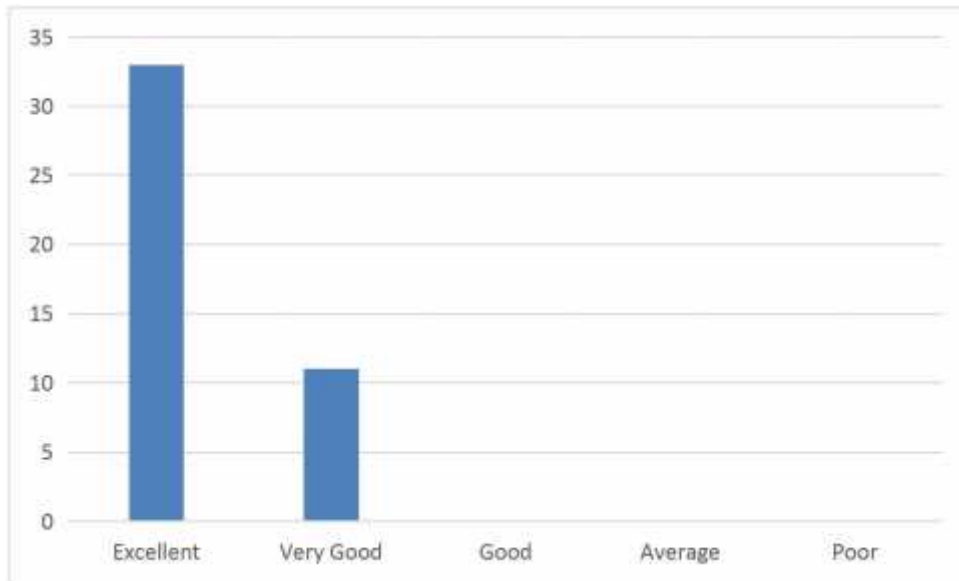
## 2. Course objectives are well defined and clear to staff and students



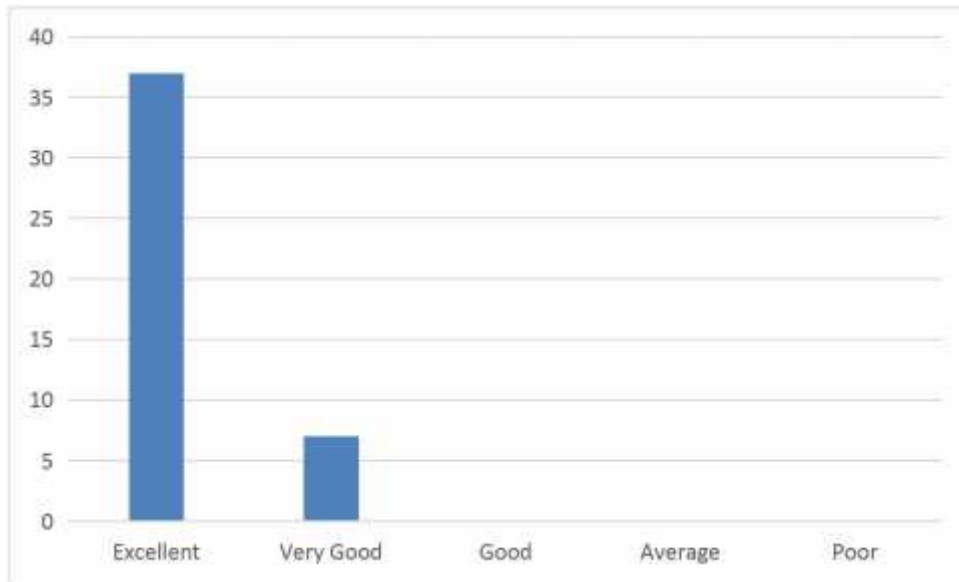
3. Course Content has enough scope for development of analytical, logical, technical and creative skills to the students



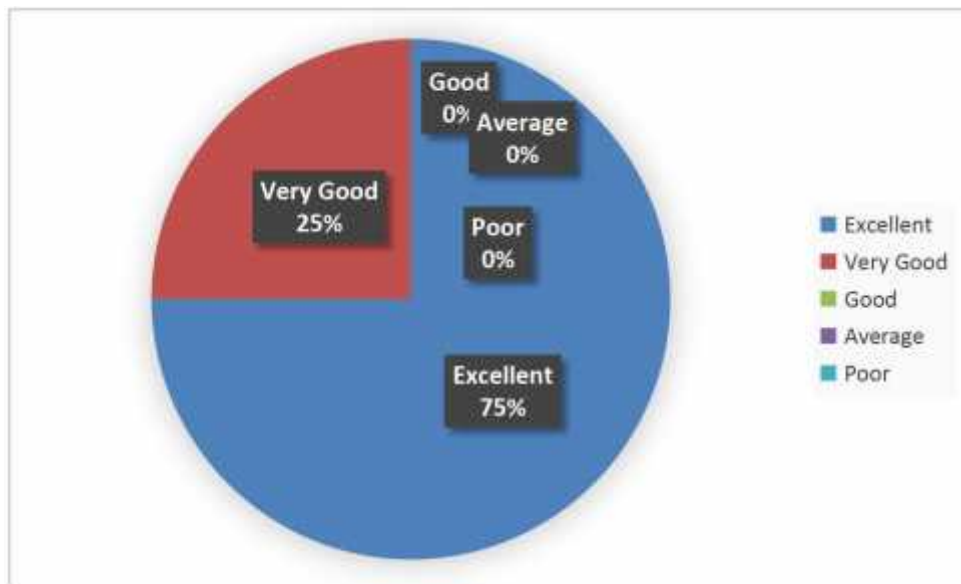
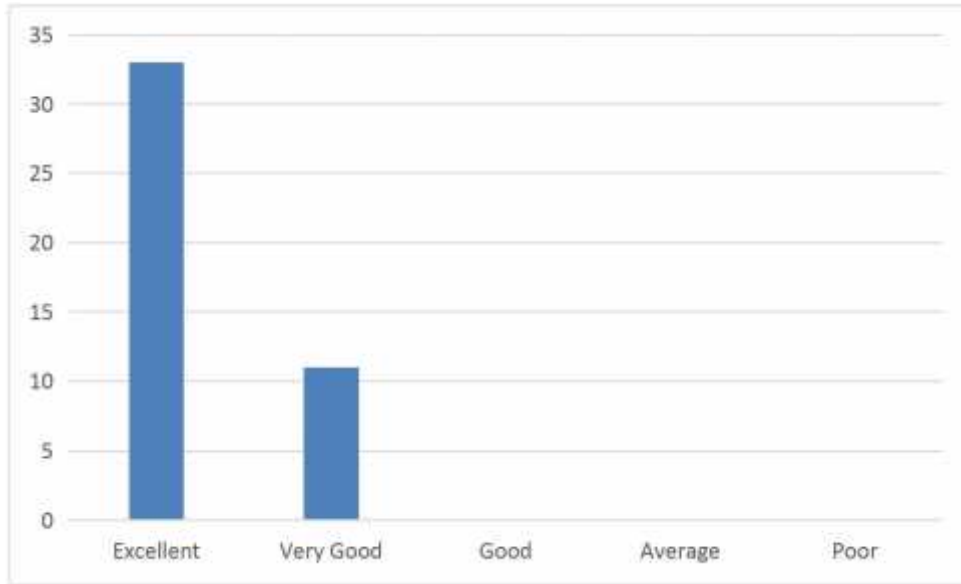
4. Course activities (Internships / Field Visit/ Guest Lectures/ Assignments/Seminars/Others) are relevant for development of various skills for employment and self-employment



5. The course/syllabus has good balance between theory and lab work

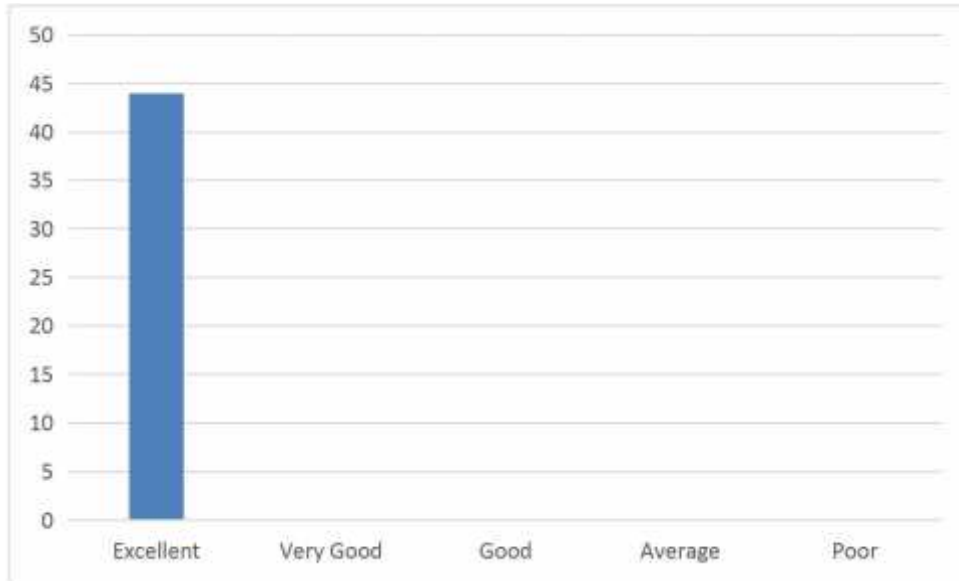


6. Courses motivate students to use various resources that are available in the college and outside for their effective learning

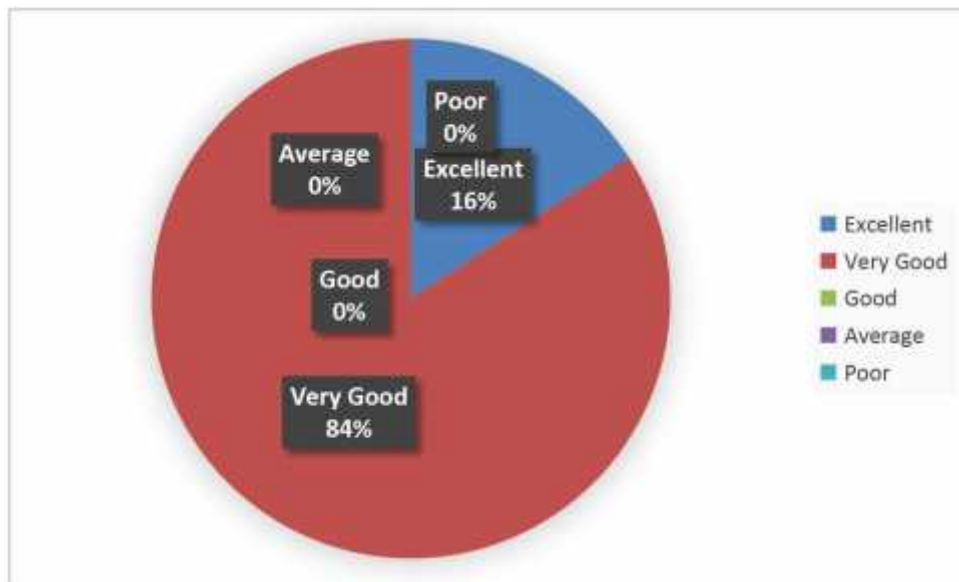
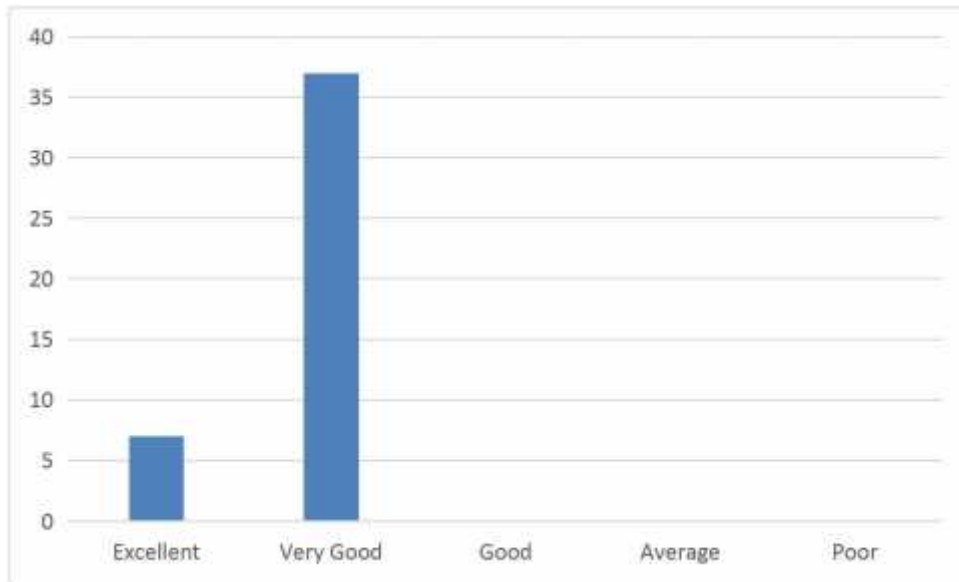




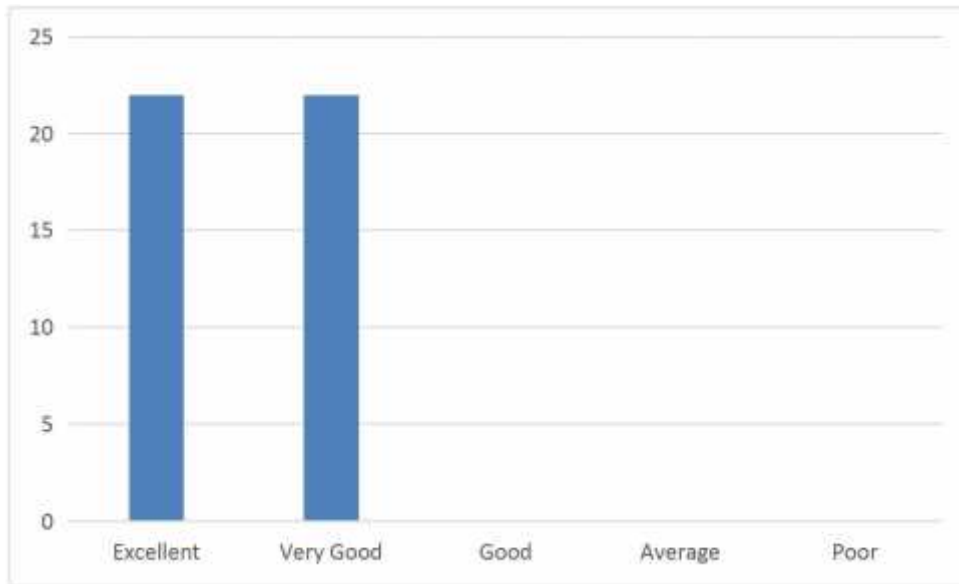
7. The curriculum design Teaching-Learning-Assessment and Examination are effectively carried out on time



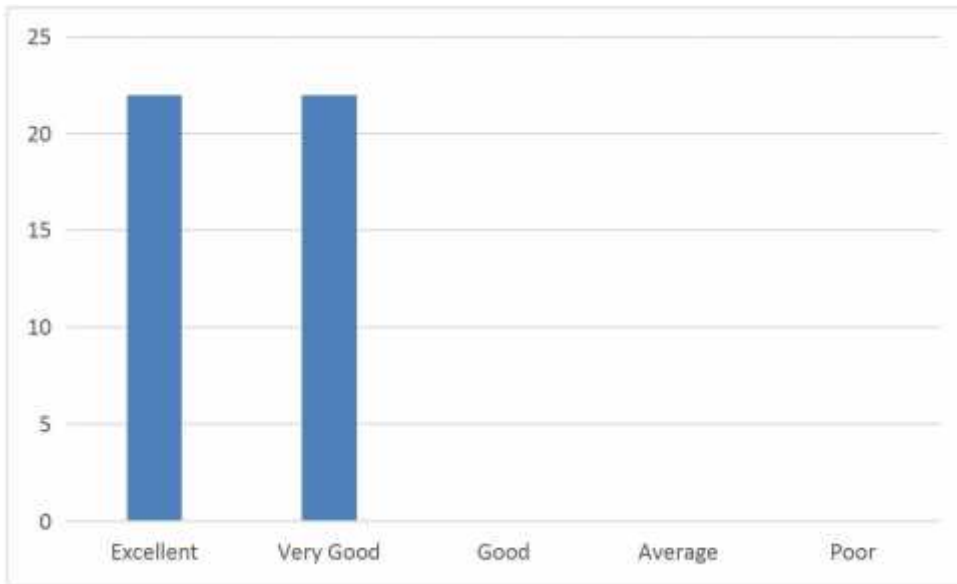
8. The assessment and evaluation system objectively measures the graduation outcome.



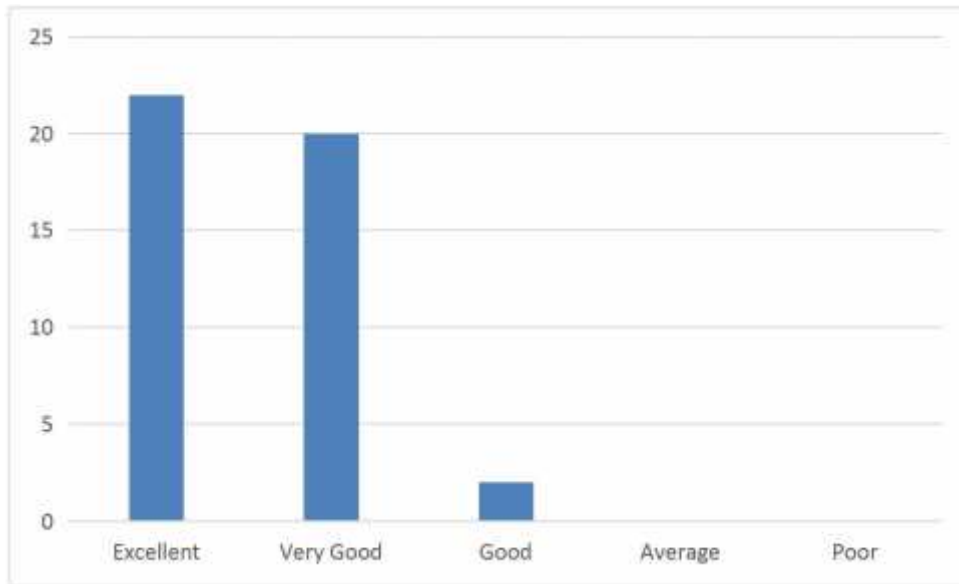
9. The curriculum contains a wide range of courses under choice based credit system



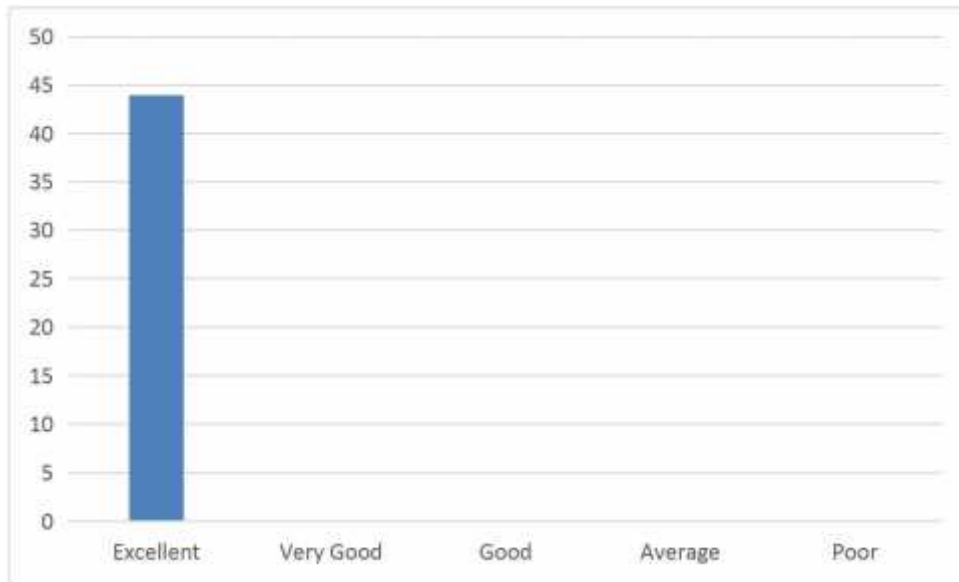
10. The college has enough relevant resources which are updated regularly for teaching learning purposes



11. The academic freedom and opportunity that are available for curriculum development, administration and evaluation in the college is:



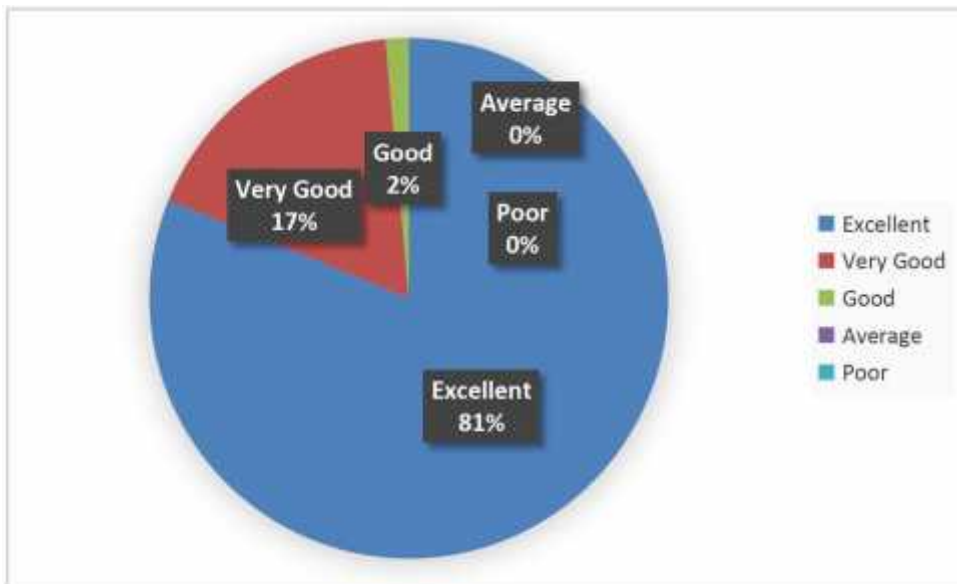
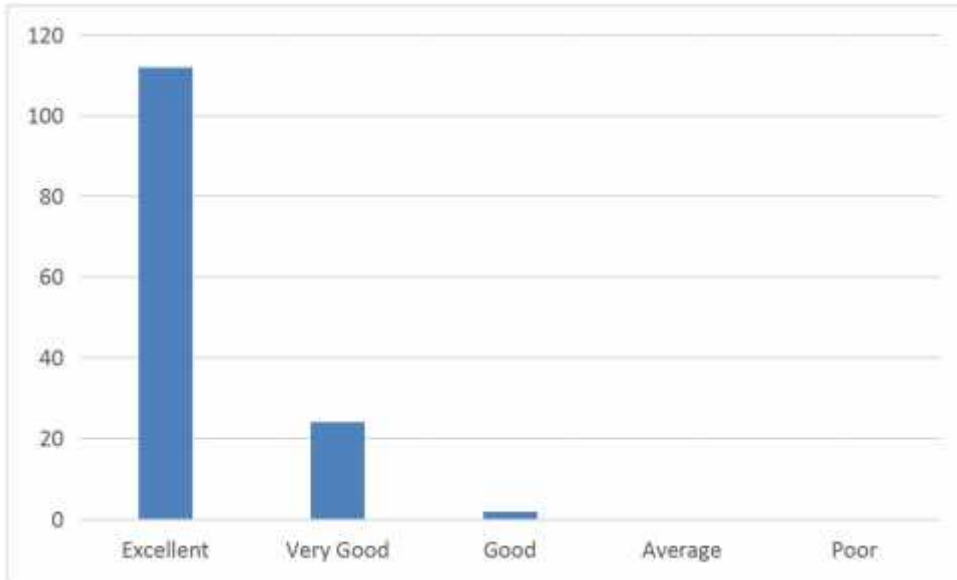
12. The opportunity available out of the course/syllabus for the enhancement of my knowledge and perspective in the discipline is:





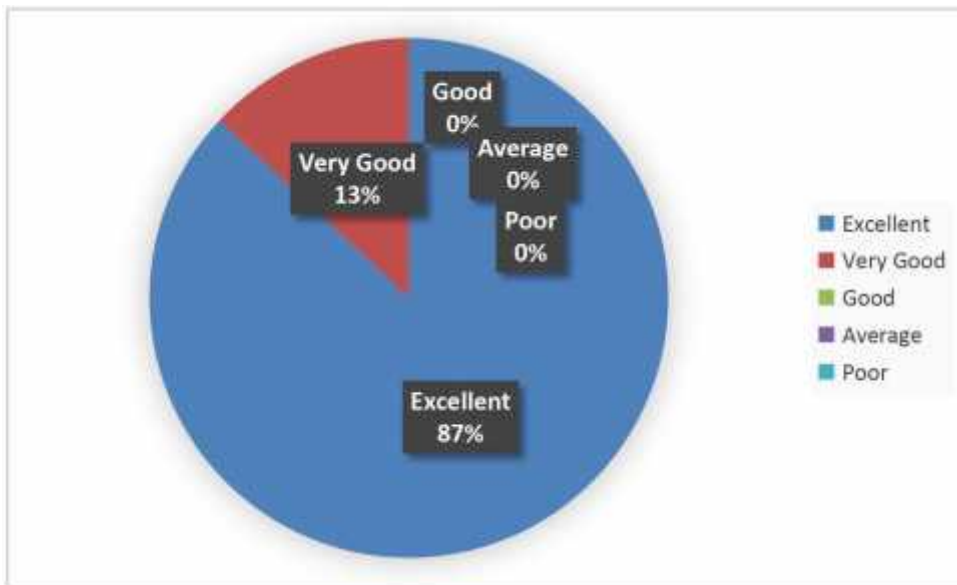
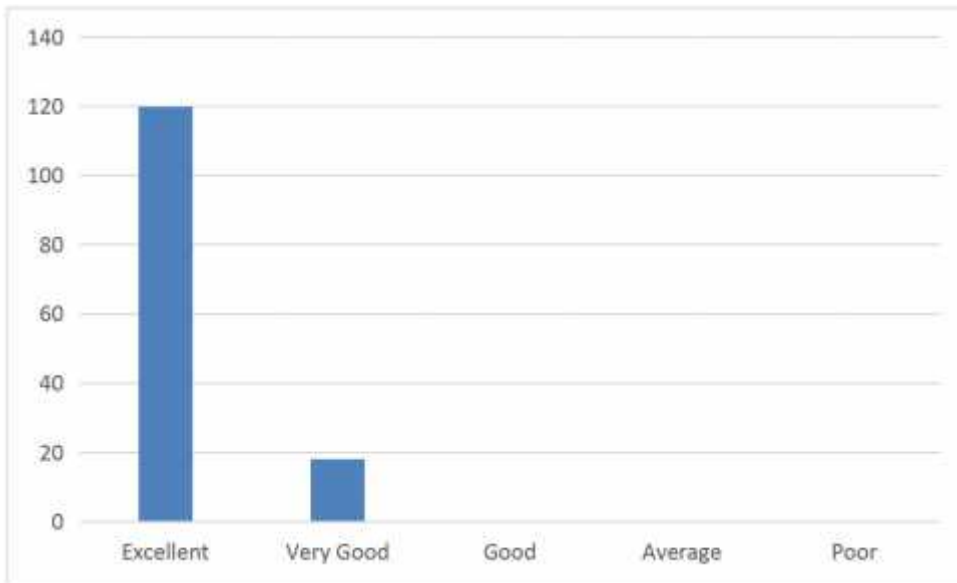
## Arts

### 1. Course Content is Relevant and Need Based

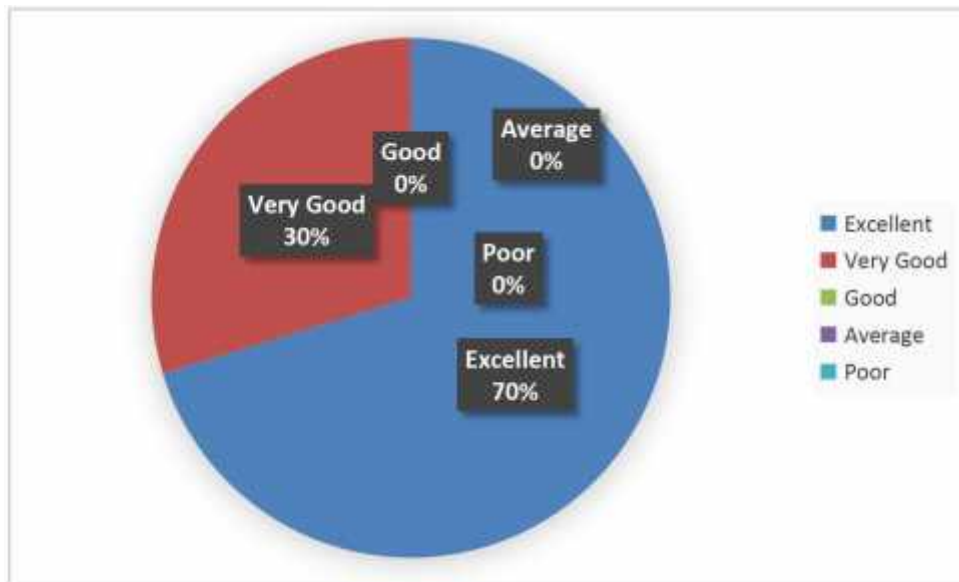
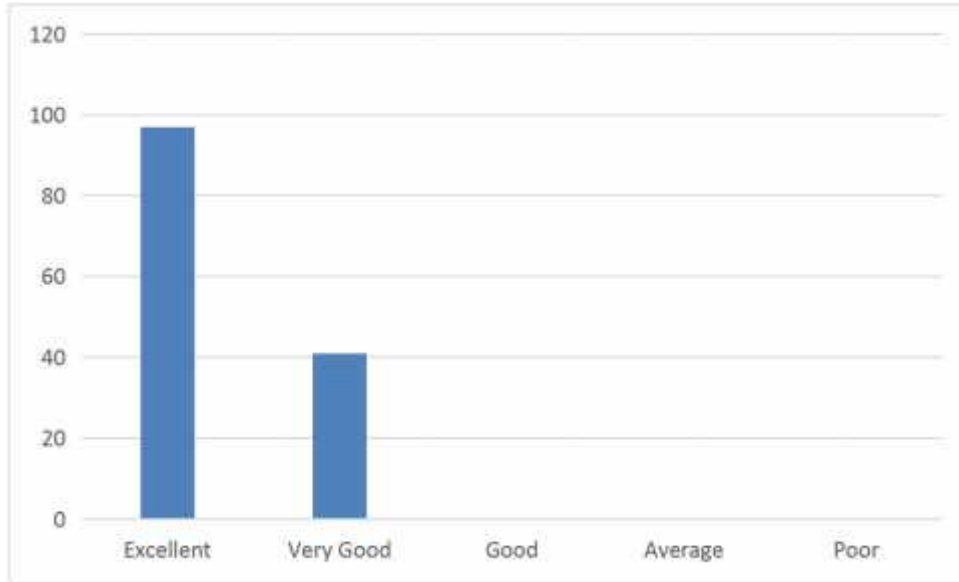




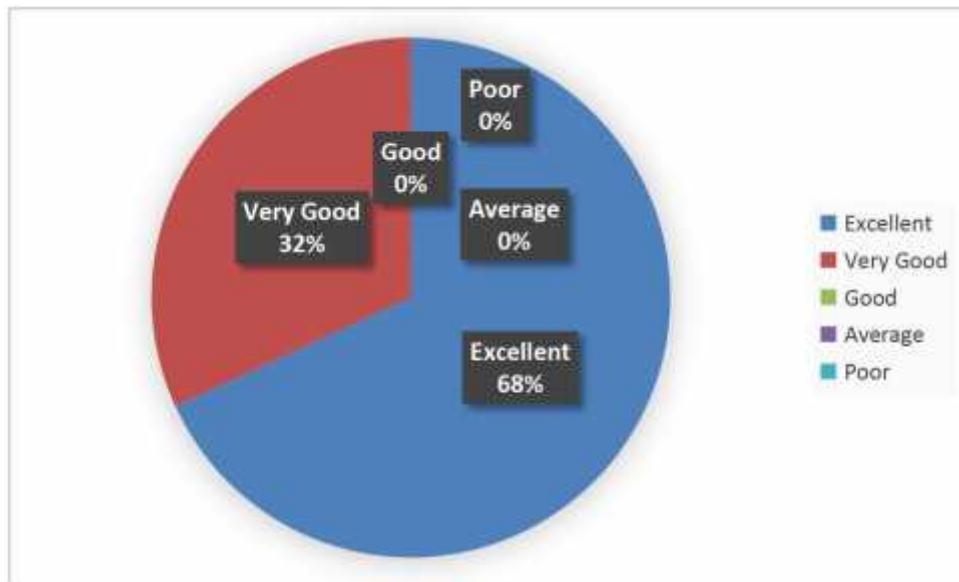
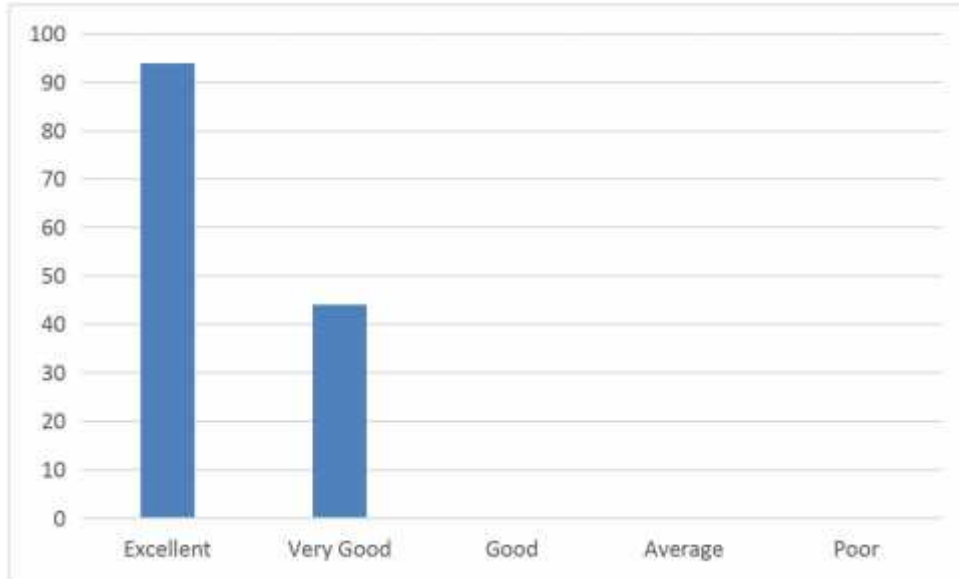
## 2. Course Outcomes are well defined and clear to staff and students



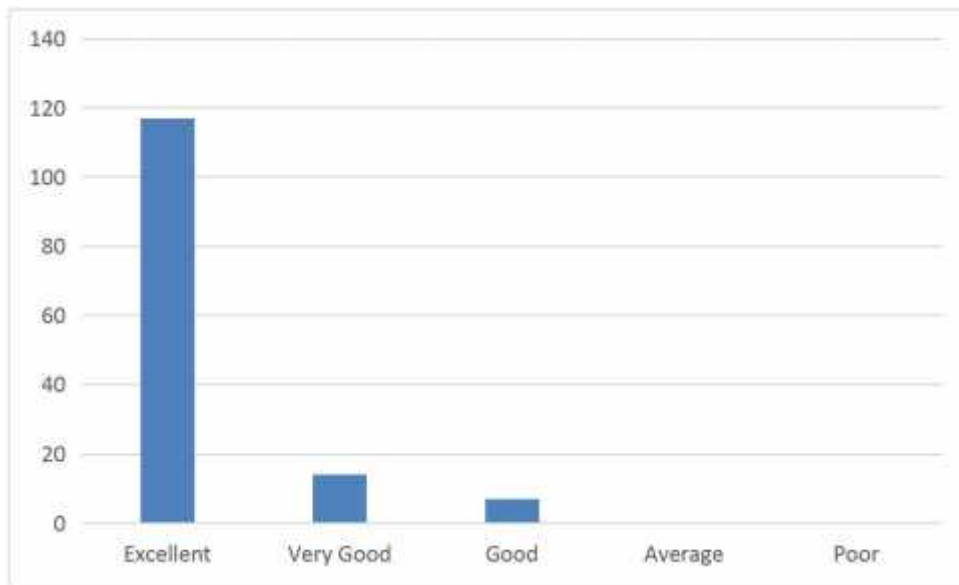
3. Course Content has enough scope for development of analytical, logical, technical and creative skills to the students



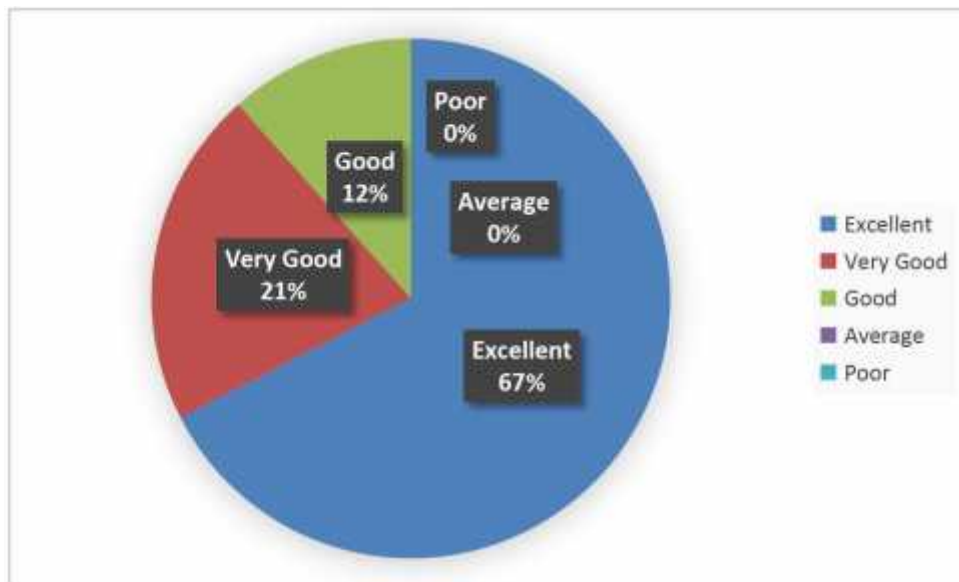
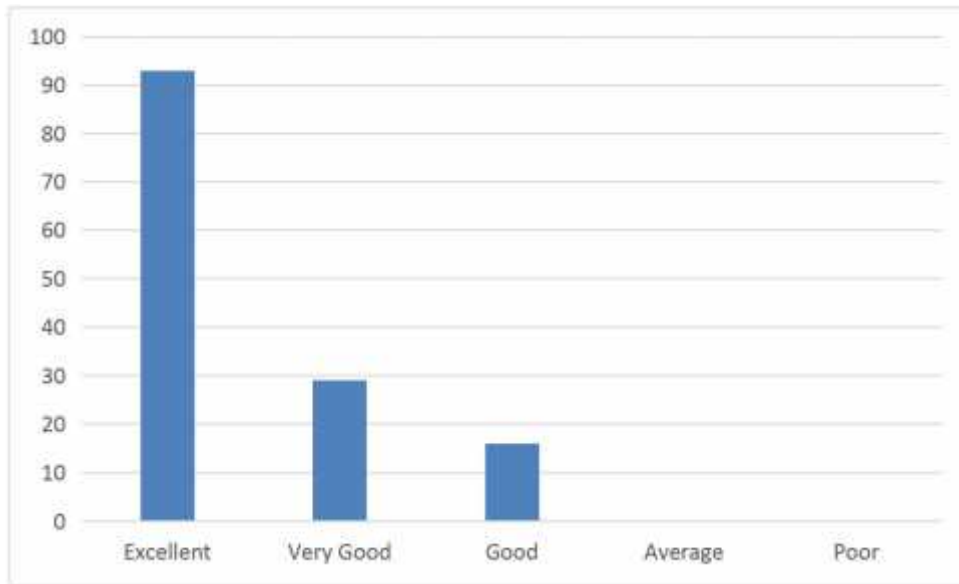
4. Course activities (Internships / Field Visit/ Guest Lectures/ Assignments/Seminars/Others) are relevant for development of various skills for employment and self-employment



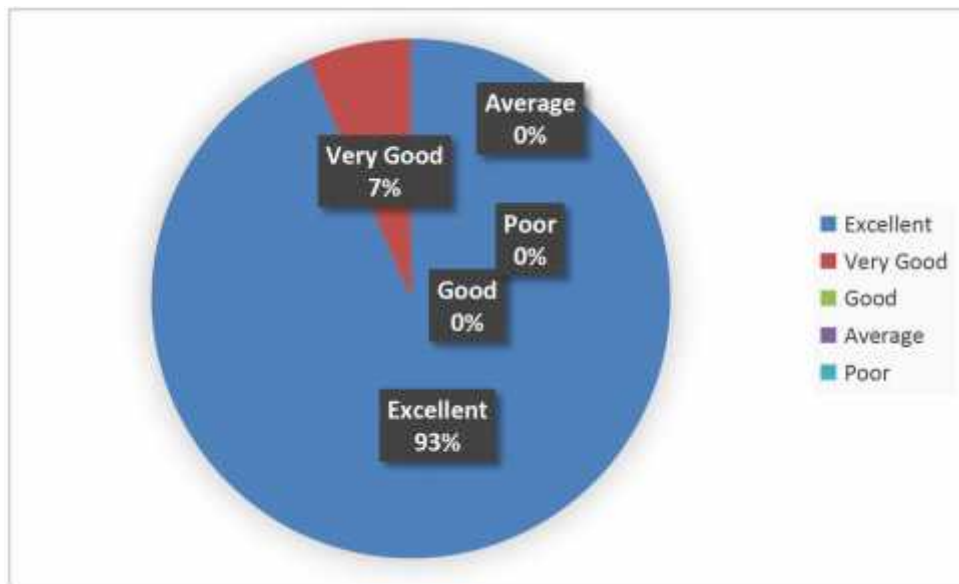
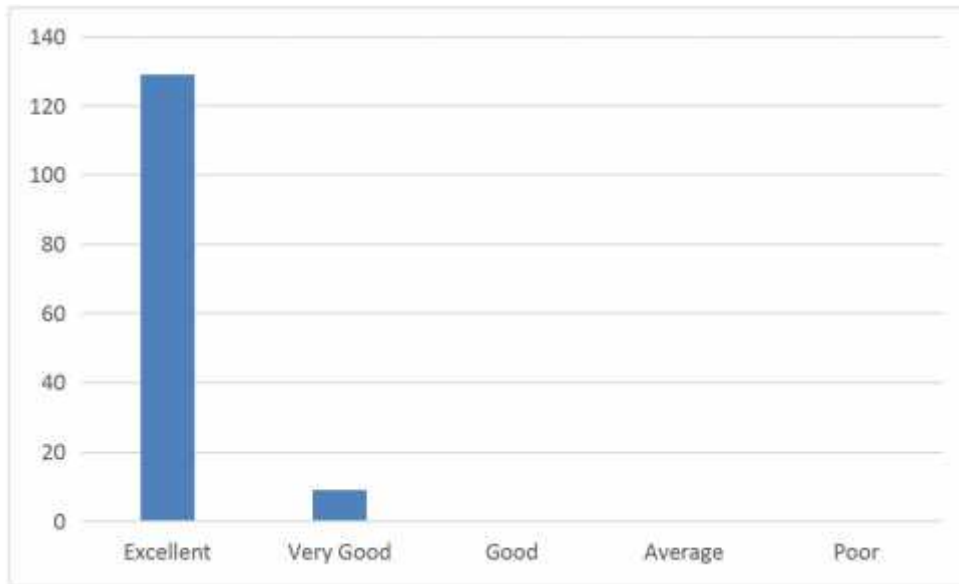
5. The course/syllabus has good balance between theory and lab work



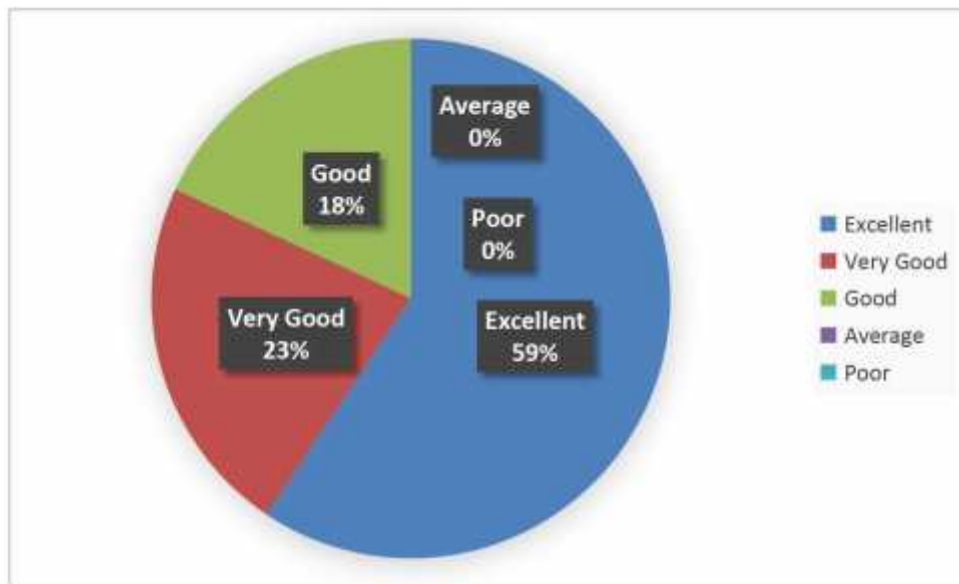
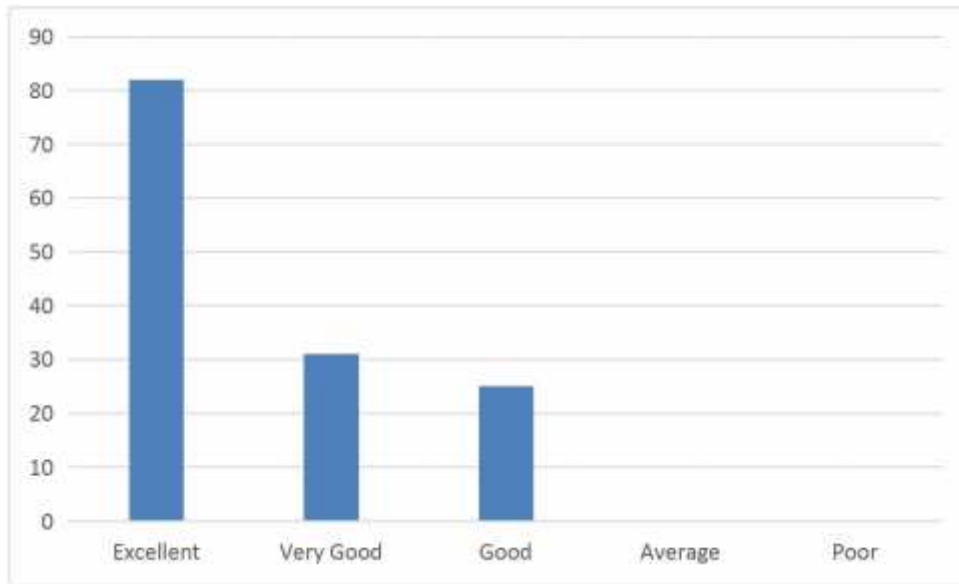
6. Courses motivate students to use various resources that are available in the college and outside for their effective learning



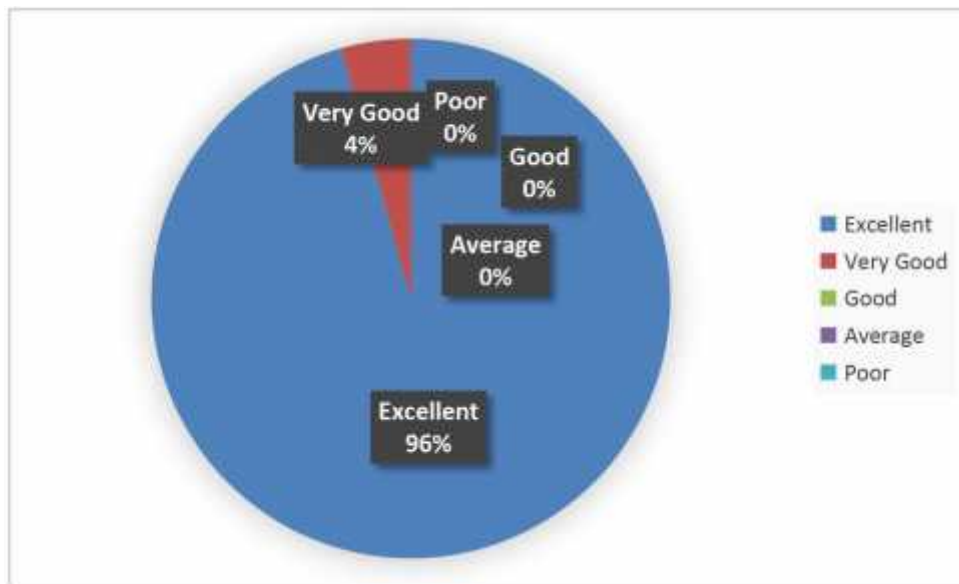
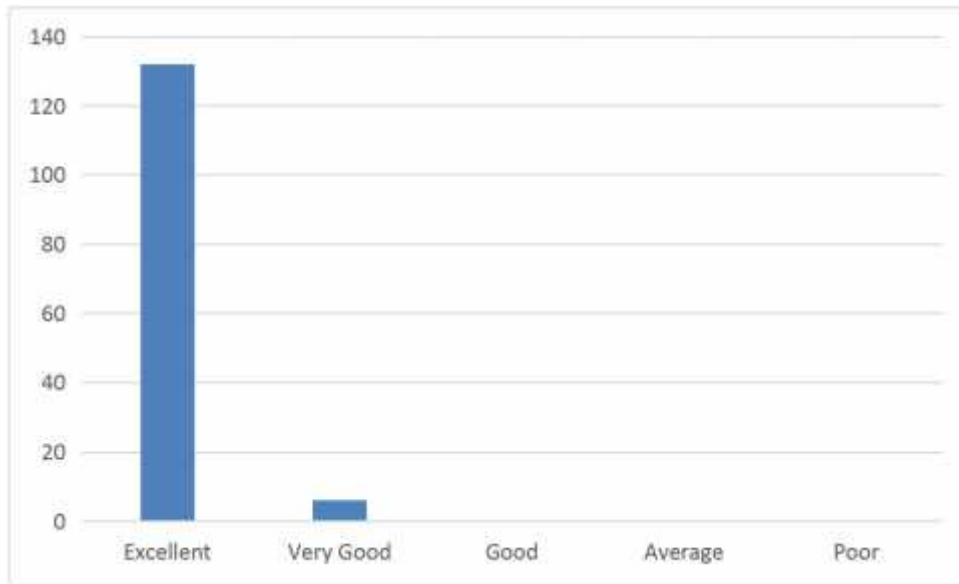
7. The curriculum design Teaching-Learning-Assessment and Examination are effectively carried out on time



8. The assessment and evaluation system objectively measures the graduation outcome.

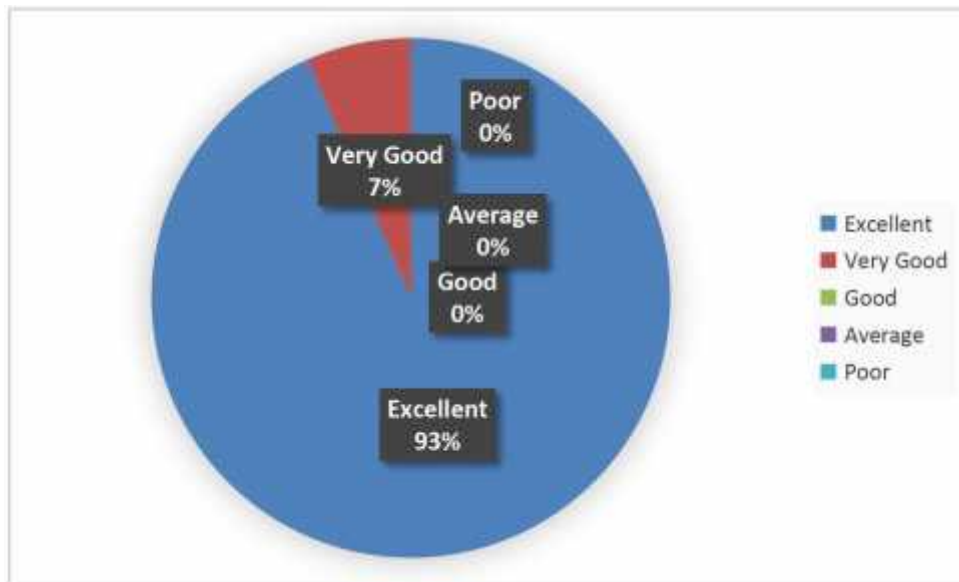
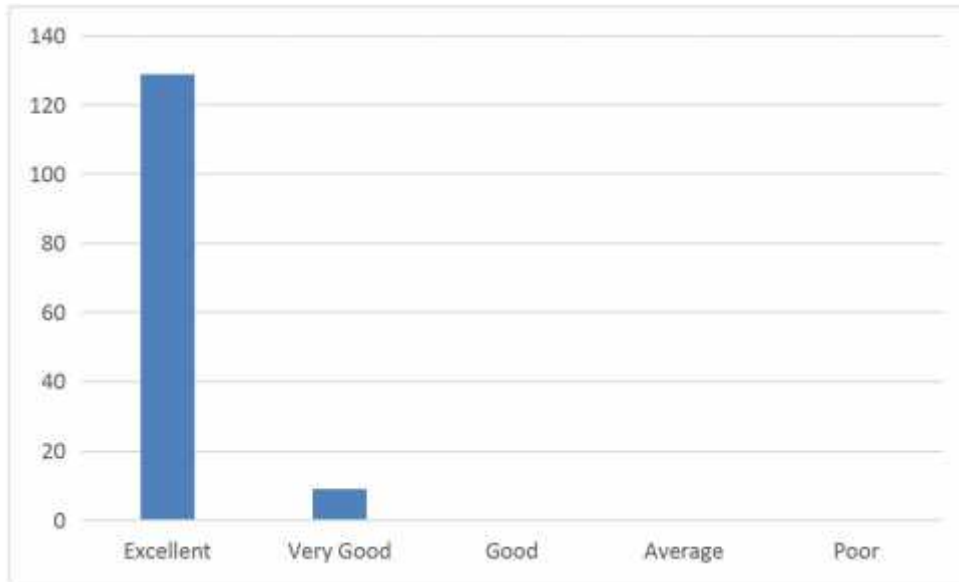


9. The curriculum contains a wide range of courses under choice based credit system

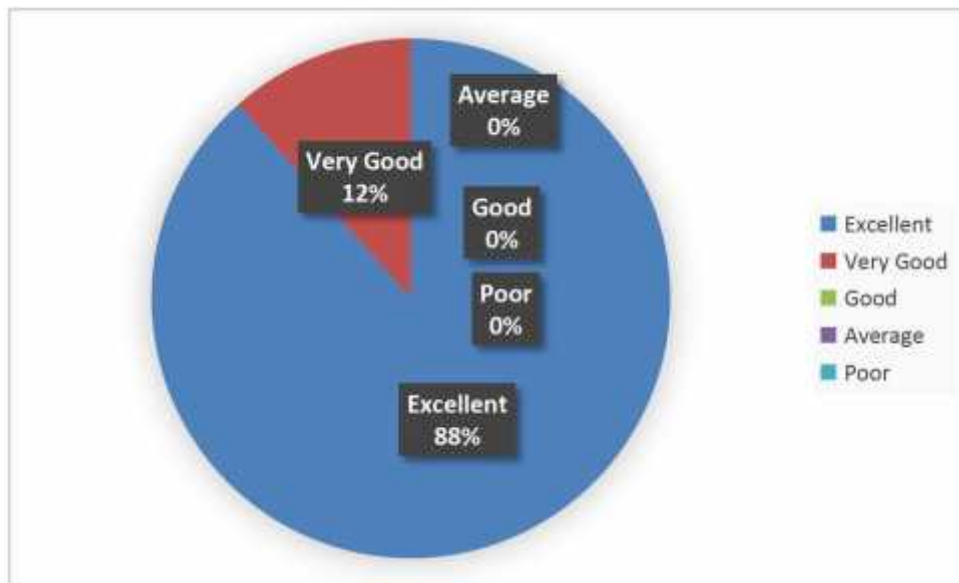
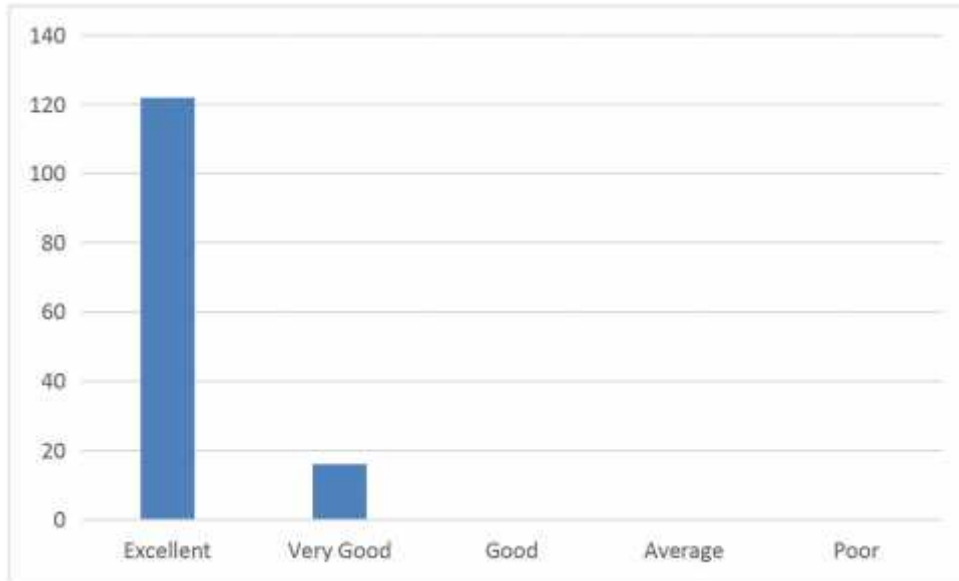




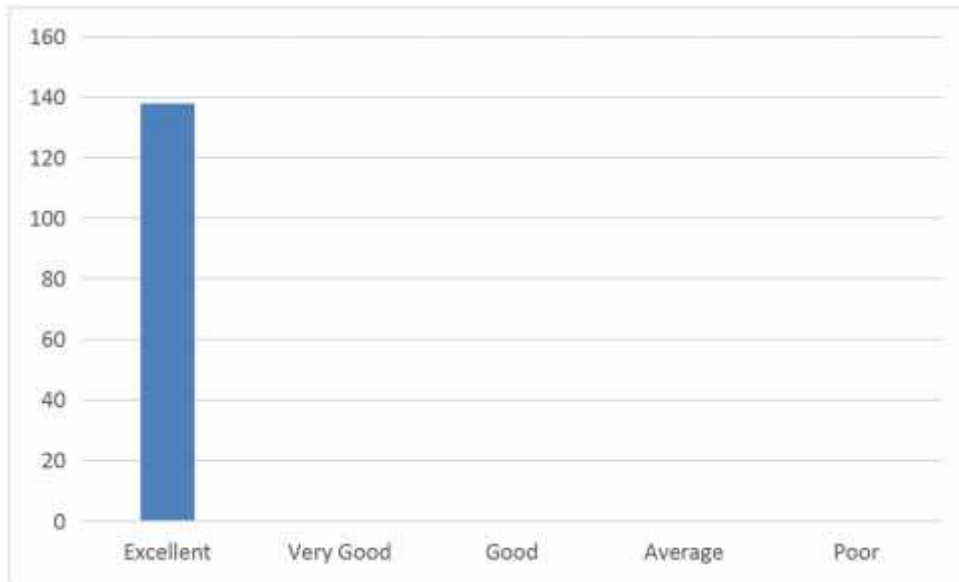
10. The college has enough relevant resources which are updated regularly for teaching learning purposes



11. The academic freedom and opportunity that are available for curriculum development, administration and evaluation in the college is:



12. The opportunity available out of the course/syllabus for the enhancement of my knowledge and perspective in the discipline is:

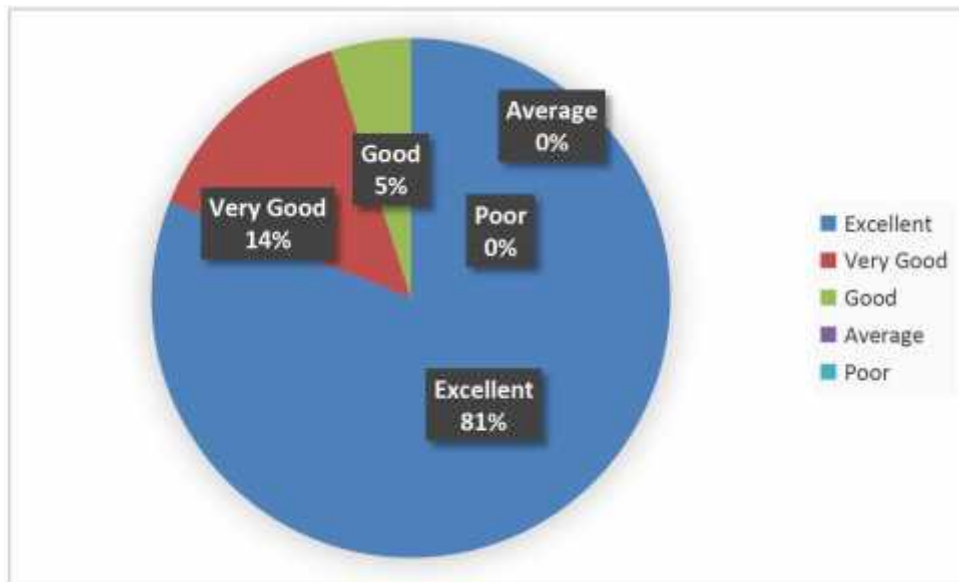
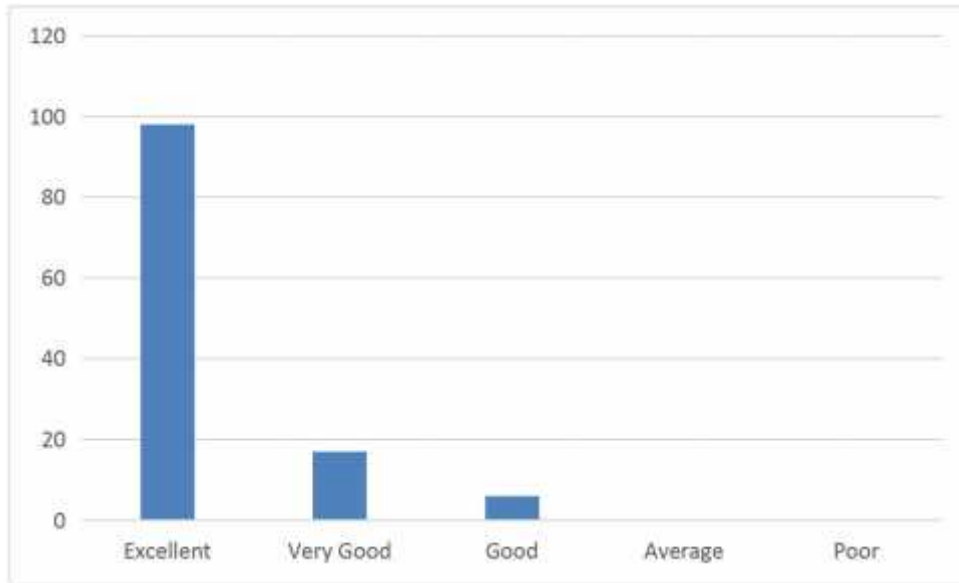


**TEACHER FEEDBACK QUESTIONNAIRE ON CURRICULUM 2018-19**

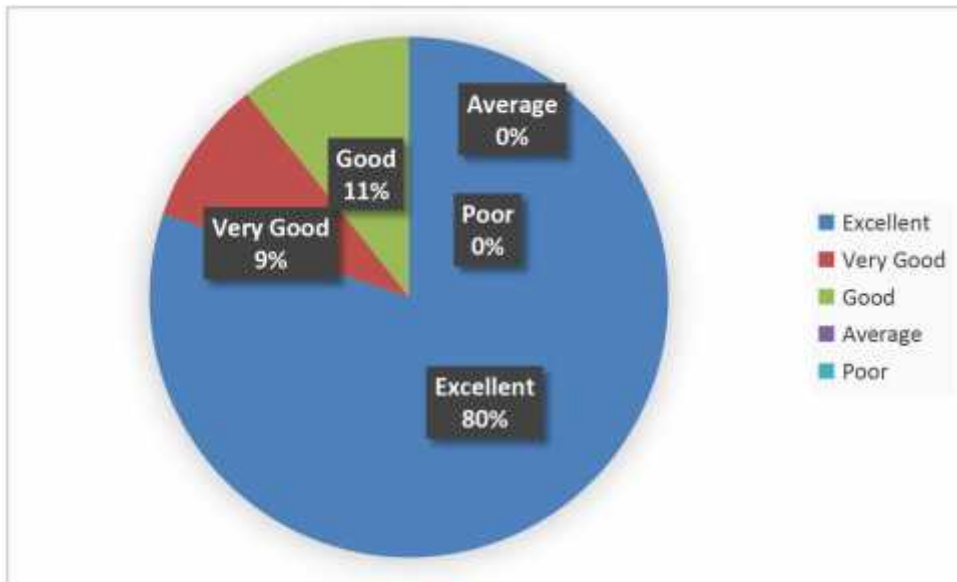
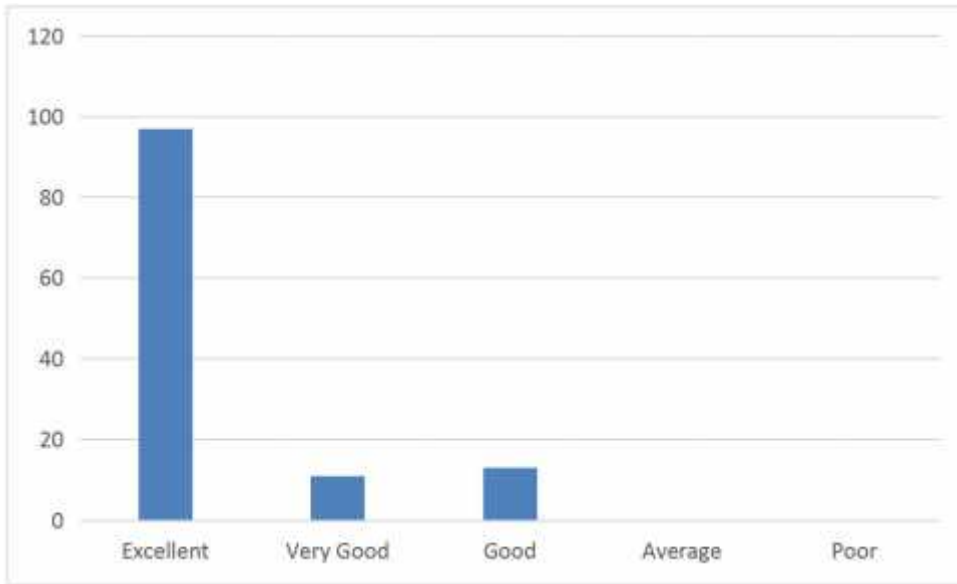
S.No.	Science	Excellent	Very Good	Good	Average	Poor	Total
1	Course Content is Relevant and Need Based	98	17	6	0	0	121
2	Course Outcomes are well defined and clear to staff and students	97	11	13	0	0	121
3	Course Content has enough scope for development of analytical, logical, technical and creative skills to the students	91	30	0	0	0	121
4	Course activities (Internships / Field Visit/ Guest Lectures/ Assignments/Seminars/Others) are relevant for development of various skills for employment and self-employment	89	23	9	0	0	121
5	The course/syllabus has good balance between theory and lab work	82	33	6	0	0	121
6	Courses motivate students to use various resources that are available in the college and outside for their effective learning	80	40	1	0	0	121
7	The curriculum design Teaching-Learning-Assessment and Examination are effectively carried out on time	121	0	0	0	0	121
8	The assessment and evaluation system objectively measure the Course Outcomes (COs) and Program Specific Outcome (PSOs)	19	102	0	0	0	121
9	The curriculum contains a wide range of courses under choice based credit system	52	39	30	0	0	121
10	The college has enough relevant resources which are updated regularly for teaching learning purposes	121	0	0	0	0	121
11	The academic freedom and opportunity that are available for curriculum development, administration and evaluation in the college is:	49	61	11	0	0	121
12	The opportunity available out of the course/syllabus for the enhancement of my knowledge and perspective in the discipline is:	121	0	0	0	0	121
		1020	356	76	0	0	1452

# Science

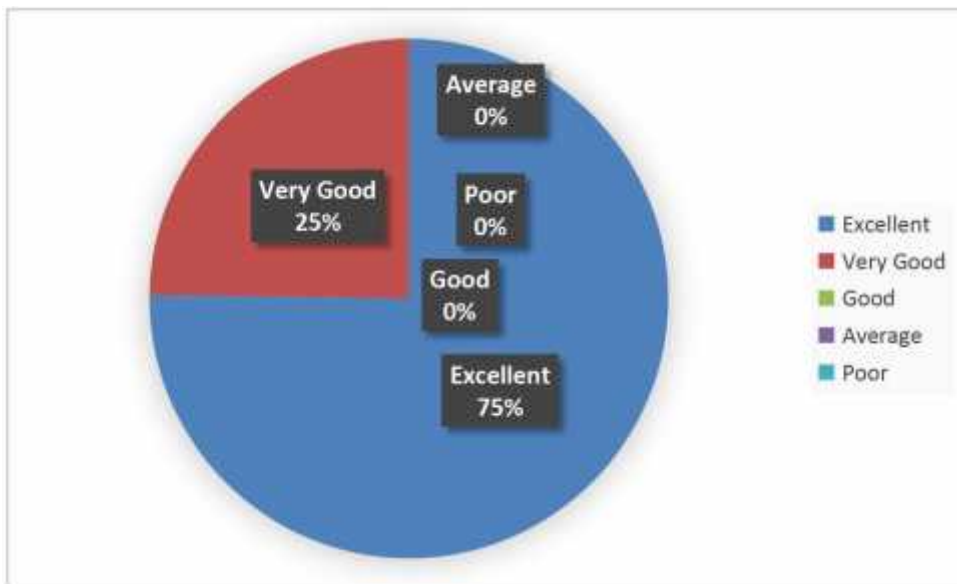
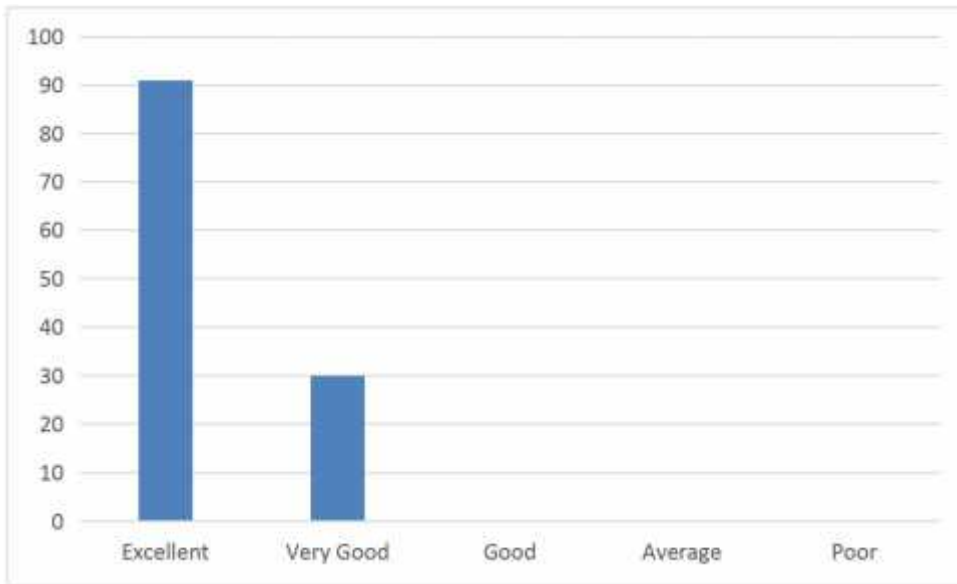
## 1. Course Content is Relevant and Need Based



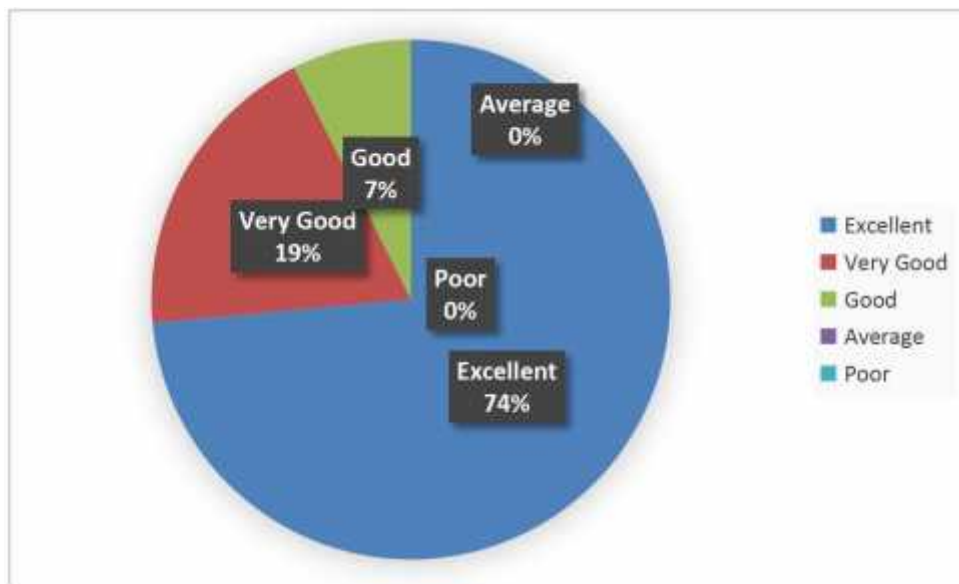
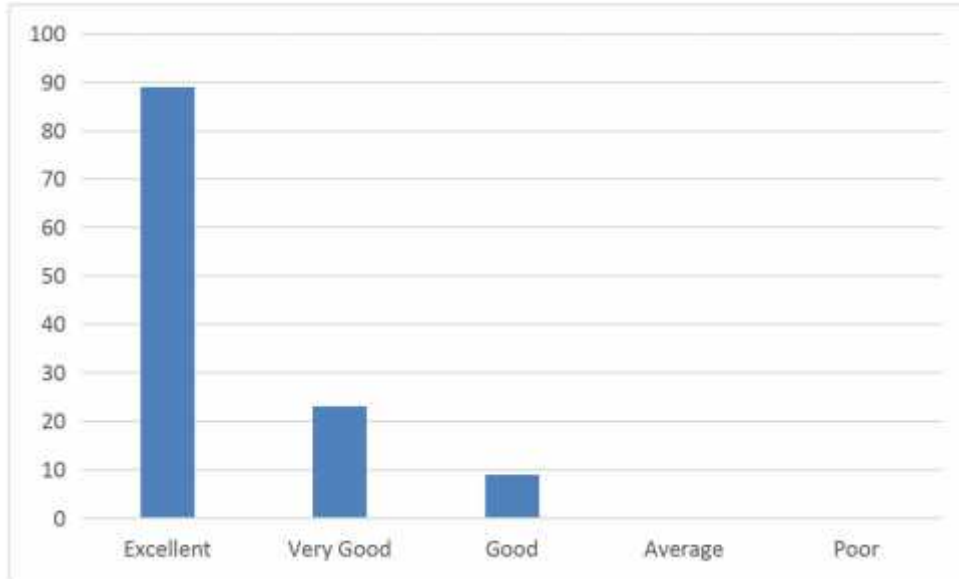
## 2. Course objectives are well defined and clear to staff and students



3. Course Content has enough scope for development of analytical, logical, technical and creative skills to the students

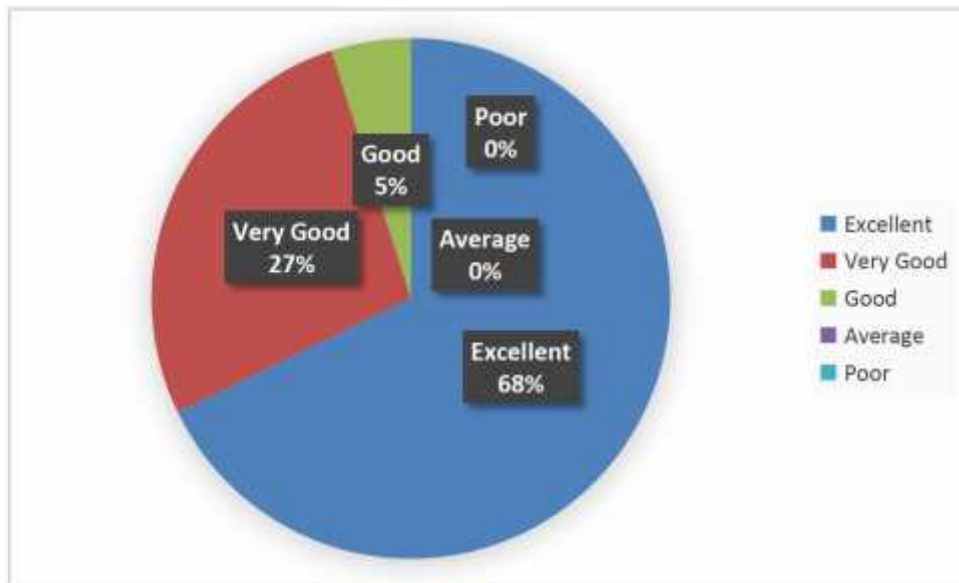
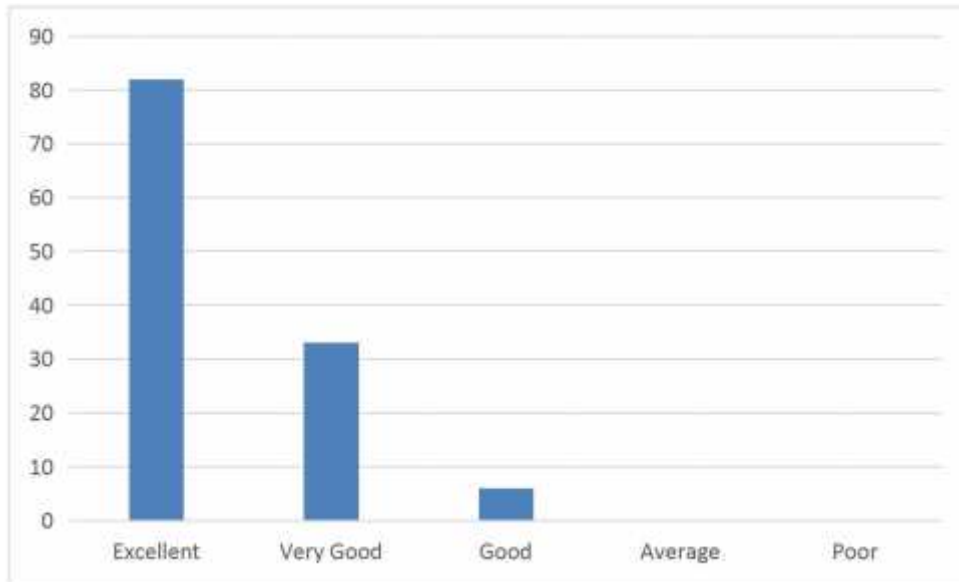


4. Course activities (Internships / Field Visit/ Guest Lectures/ Assignments/Seminars/Others) are relevant for development of various skills for employment and self-employment

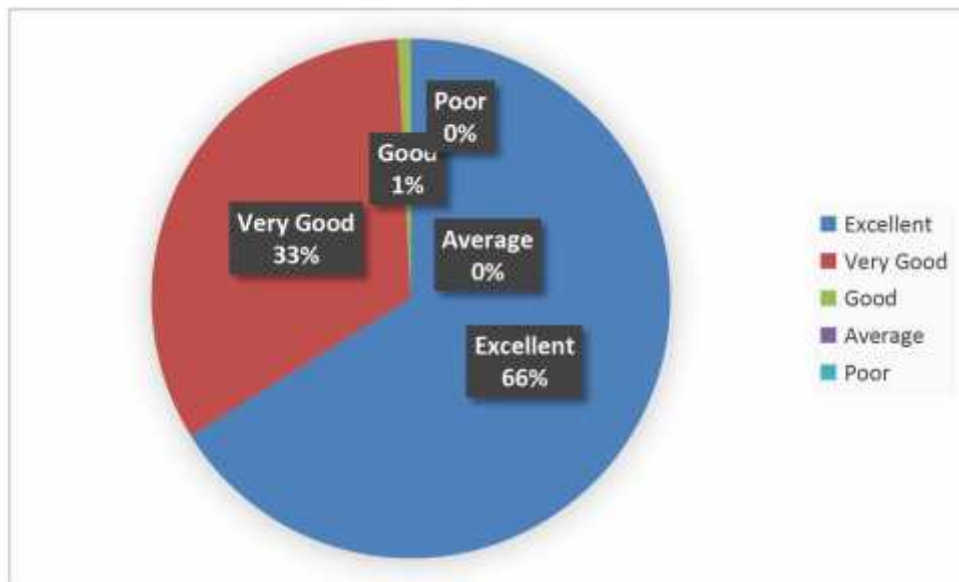
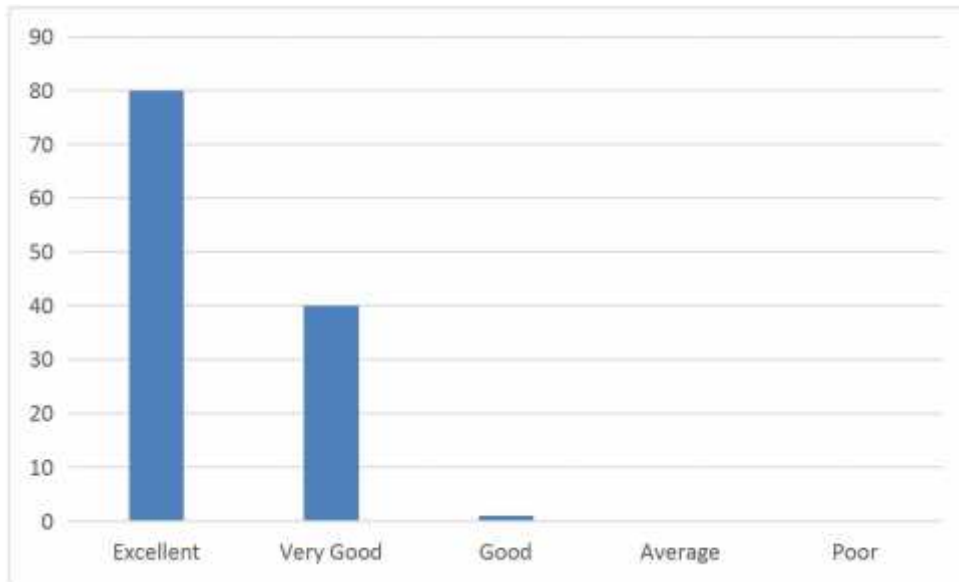




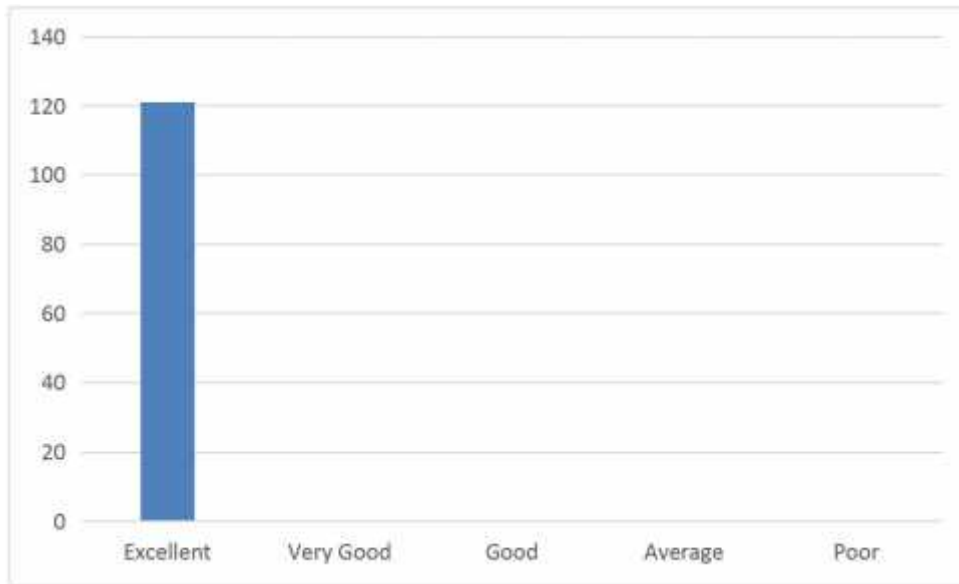
5. The course/syllabus has good balance between theory and lab work



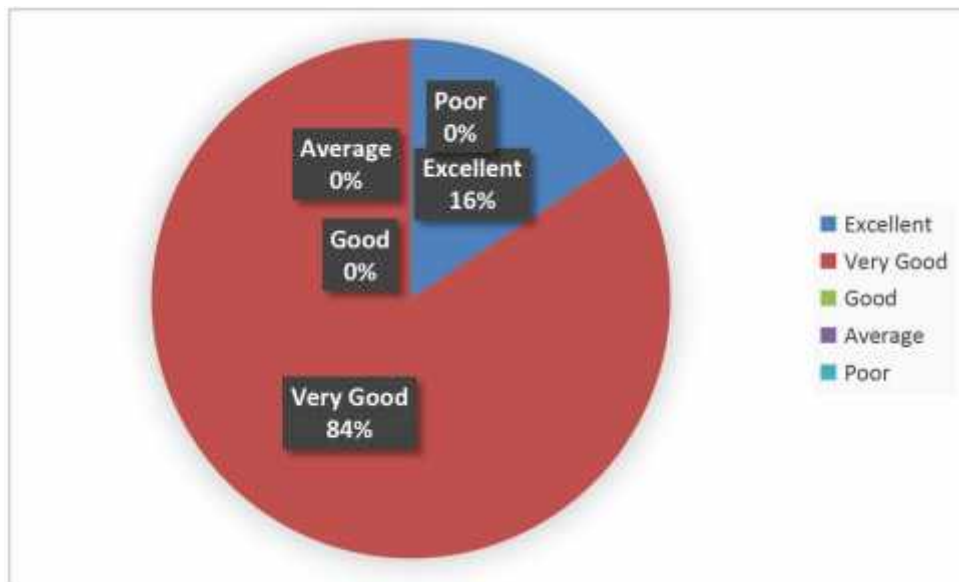
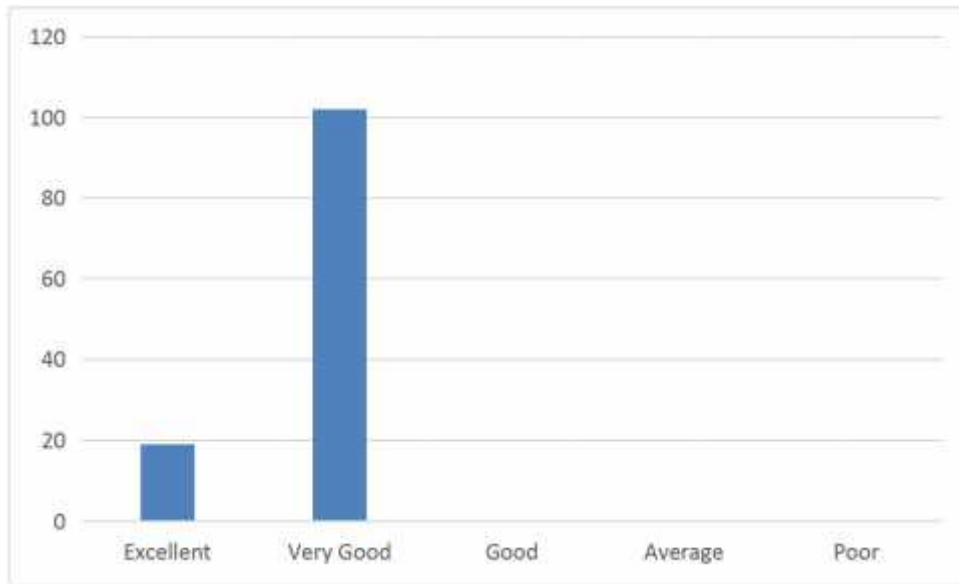
6. Courses motivate students to use various resources that are available in the college and outside for their effective learning



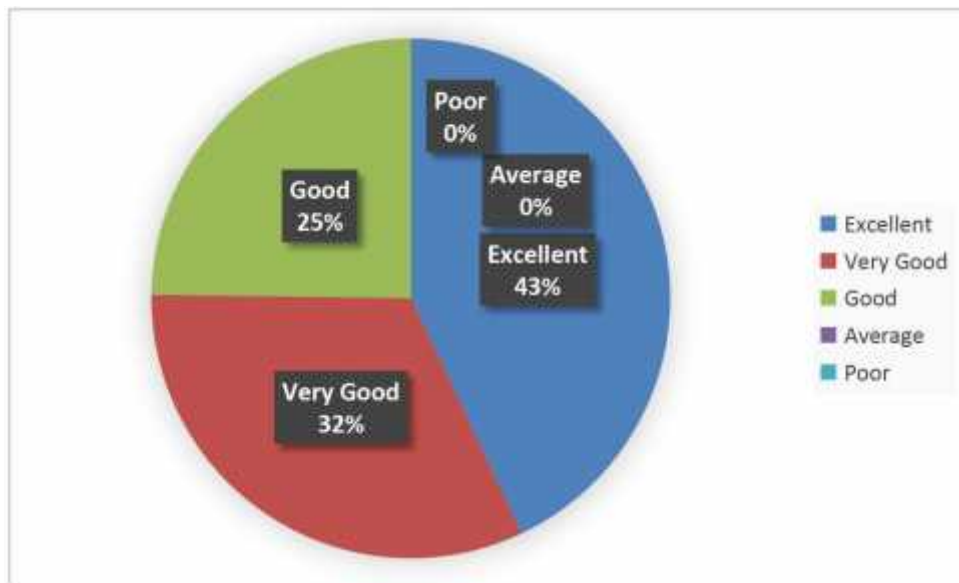
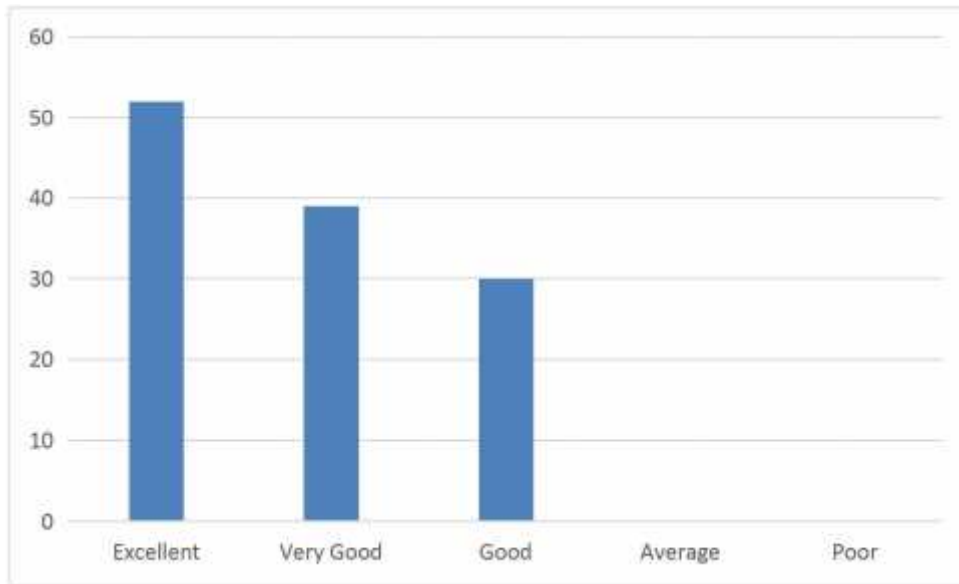
7. The curriculum design Teaching-Learning-Assessment and Examination are effectively carried out on time



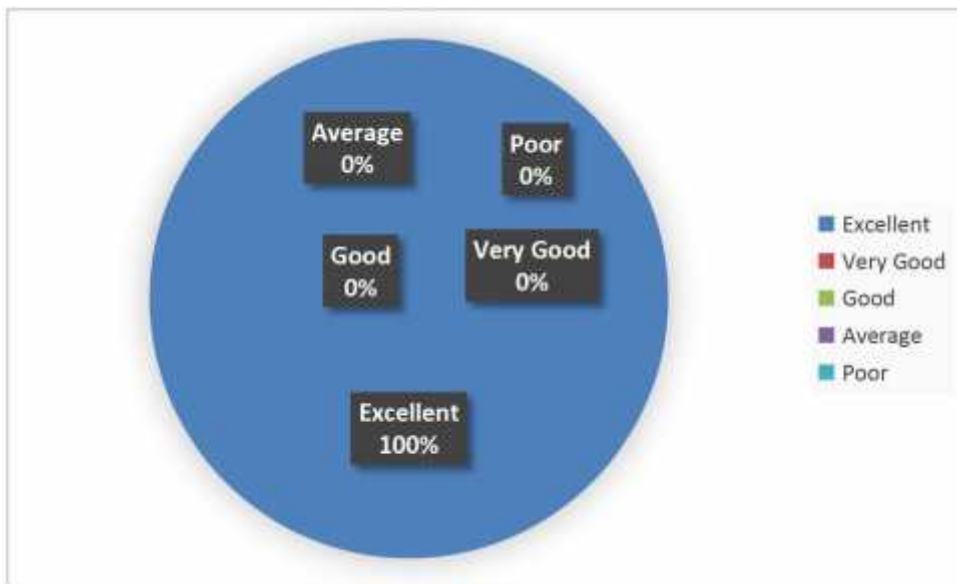
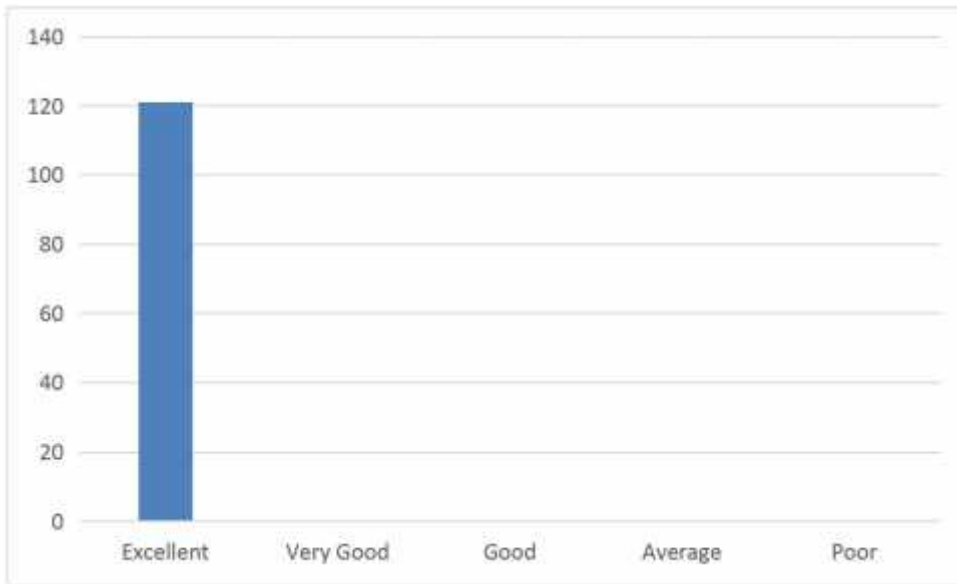
8. The assessment and evaluation system objectively measures the graduation outcome.



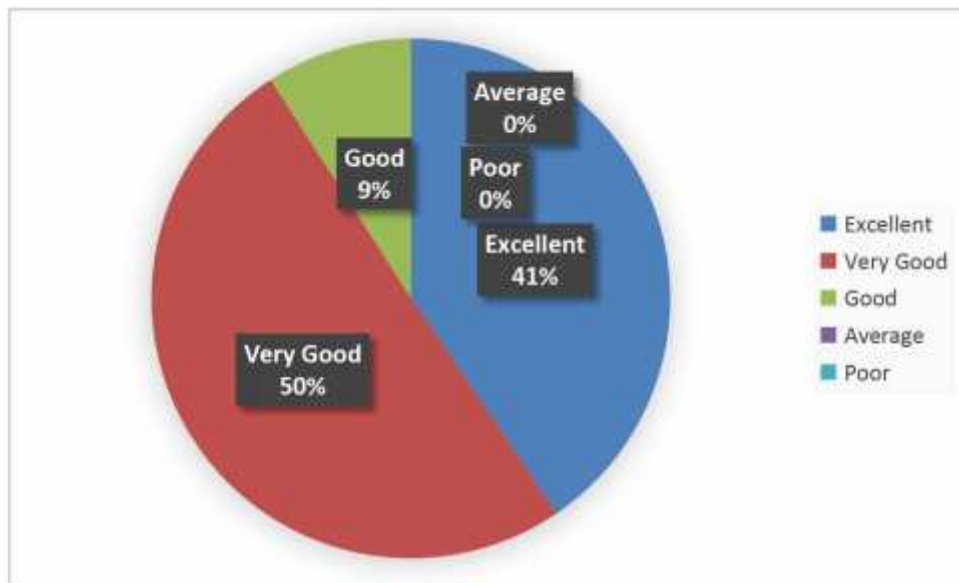
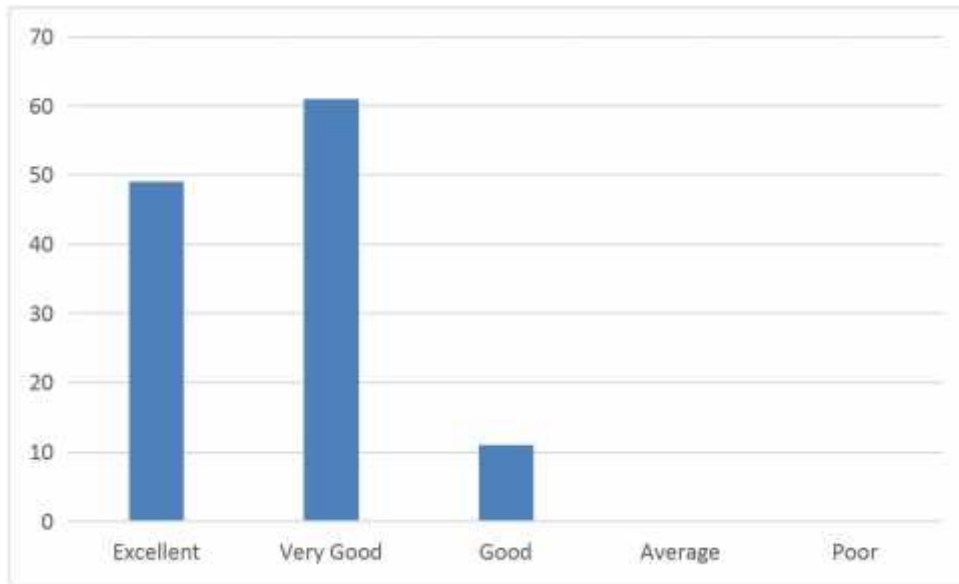
9. The curriculum contains a wide range of courses under choice based credit system



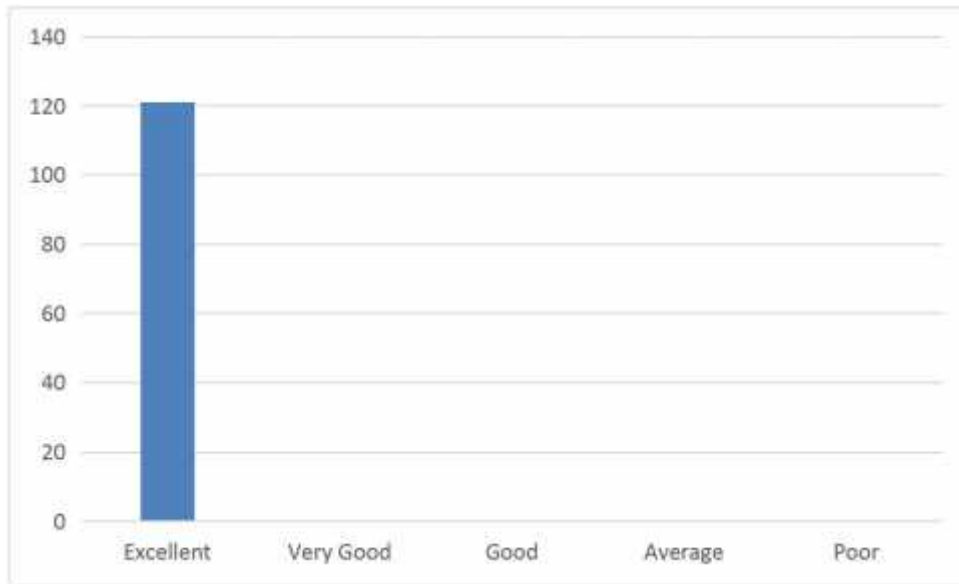
10. The college has enough relevant resources which are updated regularly for teaching learning purposes



11. The academic freedom and opportunity that are available for curriculum development, administration and evaluation in the college is:



12. The opportunity available out of the course/syllabus for the enhancement of my knowledge and perspective in the discipline is:





## Commerce

The overall impression of the Commerce faculty on curriculum and related aspects was excellent as 100% of the faculty members who participated in the conduct of feedback confidently expressed that the course content was relevant and need-based and that the syllabuses were well-designed with utmost clarity. They also expressed that course activities like the internship, projects, seminar presentations, etc., are relevant for the development of various skills for employment and self-employment. 50% of the commerce faculty expressed that the academic freedom and opportunity that are available for curriculum development, administration and evaluation in the college is 'excellent' and 45.4% of the faculty noted that it was 'very good'.

## Arts

All the 138 (100%) of the faculty members confidently expressed that the course content was relevant and need-based and that the syllabuses were well-designed with utmost clarity. 68% of the faculty expressed that the course activities like the internship, projects, seminar presentations, etc., were relevant for the development of various skills for employment and self-employment and the remaining 32% recorded 'very good'. 88% of the Arts faculty expressed that the academic freedom and opportunity that are available for curriculum development, administration and evaluation in the college was 'excellent' and the remaining 12% of the faculty noted that it was 'very good'.

## Sciences

121 Science faculty participated in the survey and all of them (100%) opined that the course content was relevant and need-based and that the syllabuses were framed well with greater clarity. 73.5% of the faculty expressed that the course activities like the internship, projects, seminar presentations, etc., were relevant for the development of various skills for employment and self-employment whereas 19% recorded 'very good'. 41% of the Arts faculty expressed that the academic

freedom and opportunity that are available for curriculum development, administration and evaluation in the college was 'excellent', whereas 50% of the faculty noted that it was 'very good' and 9% claimed it to be 'good'.

### **Conclusion**

The consolidated feedback report is shared at the HODs/Coordinators/Officials Meeting and also with the departments for further appropriate actions and decision makings.



Dr A. Xavier Mahimairaj  
IQAC Coordinator  
Loyola College  
Chennai – 34



Prof. Francis Xavier D.  
Deputy Coordinator  
Loyola College  
Chennai – 34



Rev. Dr F. Andrew, S.J.  
Principal  
Loyola College  
Chennai – 34